# CHAPTER -5

# ANALYSIS AND INTERPRETATIONS ON STATUS OF BEST PRACTICES AND MODERNISATION IN THE COLLEGE LIBRARIES UNDER DIBRUGARH UNIVERSITY

## 5.0 INTRODUCTION

The Dibrugarh University, the second state university of Assam was established in 1965 under the provision of Dibrugarh University Act.1965, enacted by the Assam Legislative Assembly. The university has more than 500 acres of campus area. The university has territorial jurisdiction over seven districts of Assam viz. Dhemaji, Dibrugarh, Golaghat, Jorhat, Lakhimpur, Sivasagar and Tinsukia which lie on both the North and South banks of the mighty river Brahmaputra covering total 28% of the geographical area of state Assam (21,706 sq.km.).

The vision statement of the university reflects that the university shall motivate and strive for the creation of innovative, competent and compassionate human resources for sustainable and holistic development, for achieving social harmony and ensuring quality living so that the university remains as a centre of excellence and continues to generate, disseminate and apply new know knowledge and techniques through state of the

art education and research in consonance with societal relevance and changing paradigms.

The Dibrugarh University imparts higher education through different disciplines like Arts, Science and Technology, Commerce, Medical, Engineering, Management pharmaceutical Science, Law ,Sports and Teacher Training, Computer Science etc. with its 17 teaching departments, 18 Centre for Studies and 1 Engineering and Technology institute under 5 different schools of Studies. Besides regular courses, the university also provides higher education through its Directorate of Distance Education (DDE) since 2001 with a vision to reach to unreached. The Dibrugarh University has 176 numbers of affiliated colleges under Section 2(f) & 12(B) of the UGC Act , 1956.

The Laxminath Bezbaroa Central Library of Dibrugarh University is the biggest library in the study area. The four storied library, with its 33570 sq.ft. area is very well stocked library with state of the art amenities .The library practices open access. The library is automated using SOUL software of INFLIBNET and the OPAC service has been providing to the users since 2003. Being a member of the UGC- Infonet Digital Library Consortium, the LNB library of the university can provides access to more than 7500 core and peer reviewed scholarly electronic journals of the world and 10 bibliographic databases of different disciplines since 2004. As per the record seen in university website there are 1,64,677 numbers of books, 153 current journals, 17,200 back - volumes of journals and 400 CD's/DVD's. The library provides access to E-Books also.

The status of best practices and modernization in the college libraries under Dibrugarh University can be visualized through the earlier studies conducted in the same areas.

**Sarmah** (2011) found in his study that those colleges having IT application in their libraries achieved higher grades in the assessment of NAAC. The other aspects of the study reveals that only 28% of the college libraries in Assam follow open access, maximum number of colleges having only 3 library manpower, 87% libraries having library committee, 60% colleges libraries started computerisation and all the respondents' attitude towards IT application was found very positive.

**Singh & Borman** (2014) conducted a study on the development of library and information products and services in academic institutions in Jorhat District and found that all the library and information centres have Internet, reprographic, reference, circulation and display, notification services. 75% libraries have OPAC, 50% use e- journals of INFLIBNET, 25% libraries provide audio-visual services, 12.5% colleges having Wi-Fi connectivity in the campus.

**Deka & Boruah** (2014) found in their studies that all the college libraries of Golaghat District having LAN and use SOUL software, about 78% colleges have N-LIST membership, 44.4% having telephone and fax, 66.7% introduce barcode, All the colleges are having institutional repository but power supply is not regular etc.

**Borthakur, Roy & Thakuria** (2013) conducted a study on best practices to motivate library users and fulfill their information needs in colleges of Sivasagar and found that, all the libraries conduct user education programme, libraries having N-List membership(46.15%), practice open access (76.92%), use SOUL software (92.3%),Broadband Internet Connectivity (92.3%), apply barcode technology (16.66%),provide best reader award (76.92%),conducted book fair (69.23%), Use OPAC (53.84%).

## 5.1 COLLEGES OF THE STUDY AREA

There are 176 numbers of 2 (f) & 12 (B) and only 2 (f) colleges of UGC are affiliated to the Dibrugarh University. Out of them, there is only one autonomous college found in the study area. As the study is restricted only to the 2 (f) & 12 (B) colleges, the scholar has visited most of the colleges covered under study which are situated in seven districts of the state.

### 5.1.1 Institutional Profile of the Study Area

From the Table 5.1, it is observed that three colleges were established before or in the eve of independence of our country. The J B College of Jorhat District was established first in 1930. Most of the colleges under Dibrugarh University were established during 1960-70. All the colleges were established before 1991 except one college. The North Lakhimpur College is the autonomous college under Dibrugarh University.

Table.5.1: College Profile of the Study Area

| Sl. No. | Name of the College | Address | Year of Establishment |
|---|---|---|---|
| 1 | Amguri College | P.O.Amguri , Sivasagar PIN 785680 | 1967 |
| 2 | Bahona College | P.O. Bahana. ,Jorhat PIN 785101 | 1966 |
| 3 | Bihpuria College | P.O. Bihpuria , Lakhimpur. PIN 784161 | 1973 |
| 4 | C K B College, Teok | P.O. Jogduwar , Jorhat PIN 785112 | 1959 |
| 5 | C K B Com. College | P.O Jorhat , Jorhat PIN 785001 | 1965 |
| 6 | D C B Girls' College | P.O. Jorhat , Jorhat PIN 785001 | 1955 |
| 7 | D H S K College | P.O. Dibrugarh. , Dibrugarh PIN 786001 | 1945 |
| 8 | D H S K Com.College | P.O. Khalihamari , PIN. 786001 | 1960 |
| 9 | Debraj Roy College | P.O. Golaghat , Golaghat PIN 785621 | 1949 |
| 10 | Dergaon KD College | P.O. Dergaon , Golaghat PIN 785641 | 1962 |
| 11 | Dhakuakhana College | P.O. Dhakuakhana, LakhimpurPIN 787055 | 1966 |

Contd…

Table.5.1: College Profile of the Study Area

| Sl. No. | Name of the College | Address | Year of Establishment |
|---|---|---|---|
| 12 | Dhemaji College | P.O. Dhemaji., Dhemaji PIN 787057 | 1965 |
| 13 | Dhemaji Com. College | P.O. Dhemaji. , Dhemaji PIN 787057 | 1982 |
| 14 | Dibru College | P.O. Boiragimoth , Dibrugarh PIN 786003 | 1963 |
| 15 | Dikhowmukh College | P.O. Dikhowmukh , Sivasagar PIN 785664 | 1982 |
| 16 | Doomdooma College | P.O.Rupaisiding , Tinsukia PIN 786153 | 1967 |
| 17 | Drakhya D R College | P.O. Chabua , Dibrugarh. PIN 7861841 | 1971 |
| 18 | Duliajan College | P.O. Duliajan , Dibrugarh PIN 786602 | 1969 |
| 19 | Furkating College | P.O. Furkating , Golaghat. PIN 785610 | 1981 |
| 20 | Gargaon College | P.O. Simaluguri , Sivasagar PIN 785686 | 1959 |
| 21 | GolaghatCom. College | P.O. Golaghat. , Golaghat PIN 785621 | 1972 |
| 22 | H C D G College | P.O. Nitaipukhuri , Sivasagar PIN785671 | 1965 |
| 23 | Hemo P B G College | P.O. Golaghat , Golaghat PIN 785621 | 1969 |
| 24 | J B College | P.O. Jorhat , Jorhat PIN 785001 | 1930 |
| 25 | J H N S College | P.O. Jhanji. , Sivasagar PIN 785683 | 1964 |
| 26 | Jengraimukh College | P.O. Jengraimukh.,.Jorhat PIN 785105 | 1973 |
| 27 | J DS G College | P.O. Bokakhat. , Golaghat PIN 785614 | 1964 |
| 28 | Jorhat College | P.O. Jorhat. , Jorhat PIN 785001 | 1962 |
| 29 | JorhatK Mahavidyalaya | P.O. Kenduguri. , Jorhat PIN 785010 | 1981 |
| 30 | Joya Gogoi College | P.O. Khumtai. , Golaghat PIN 785619 | 1991 |
| 31 | Kakojan College | P.O. Kakojan , Jorhat PIN 785107 | 1967 |
| 32 | Kamargaon College | P.O. Kamargaon ,Golaghat PIN 785619 | 1972 |
| 33 | L T K College | P.O. Azad , Lakhimpur. PIN 787001 | 1977 |
| 34 | Lakhimpur Com. College | P.O. Lakhimpur , Lakhimpur PIN 787001 | 1972 |
| 35 | Lakhimpur Girls' College | P.O. Khemati , Lakhimpur PIN 787001 | 1972 |
| 36 | Madhabdev College | P.O. Narayanpur. Lakhimpur PIN 784164 | 1964 |
| 37 | Majuli College | P.O. Kamalabari. , Jorhat PIN 785106 | 1962 |
| 38 | Manohari D. K Girls' College | P.O. Kadamani , Dibrugarh PIN 786001 | 1963 |
| 39 | Moran College | P.O. Moranhat , Sivasagar PIN 785670 | 1964 |
| 40 | Moridhal College | P.O. Dhemaji. , Dhemaji PIN 787057 | 1988 |
| 41 | Murkong Selek College | P.O. Jonai. , Dhemaji PIN 787060 | 1984 |
| 42 | Nawboicha College | P.O. Nawboicha , Lakhimpur PIN 782445 | 1985 |

Contd…

Table.5.1: College Profile of the Study Area

| Sl. No. | Name of the College | Address | Year of Establishment |
|---|---|---|---|
| 43 | Nazira College | P.O. Nazira. , Sivasagar PIN 785685 | 1981 |
| 44 | North Lakhimpur College | P.O. North Lakhimapur , PIN 787031 | 1952 |
| 45 | Panigaon OPD College | P.O. Panigaon , Lakhimpur PIN 787052 | 1984 |
| 46 | S M D College | P.O. Charing , Sivasagar PIN 785661 | 1964 |
| 47 | S P P College | P.O. Namti, Sivasagar PIN 785684 | 1970 |
| 48 | Sadiya College | P.O. Chapakhowa. Tinsukia PIN 786157 | 1982 |
| 49 | Sankardeva Mahavidyalaya | P.O.Pathalipahar. LakhimpurPIN 784163 | 1982 |
| 50 | Sarupathar College | P.O. Sarupathar, Golaghat PIN 785601 | 1970 |
| 51 | Sibsagar College | P.O. Joysagar , Sivasagar PIN 785665 | 1947 |
| 52 | Sibsagar Commerce College | P.O. Sivasagar , Sivasagar PIN 785640 | 1969 |
| 53 | Sibsagar Girls' College | P.O. Sivasagar , Sivasagar PIN 785640 | 1964 |
| 54 | Sonari College | P.O. Sonari , Sivasagar PIN 785690 | 1970 |
| 55 | Tengakhat College | P.O. Tengakhat , Dibrugarh PIN 786163 | 1967 |
| 56 | Tinsukia Commerce College | P.O. Sripuria, Tinsukia PIN 786145 | 1972 |
| 57 | Women's College Tinsukia | P.O.Tinsukia ,Tinsukia PIN 786125 | 1966 |

(Source: http:// www.dibru.ac.in. Accessed on 17.12.2015.)

### *5.1.2 College Websites and E-mail ID's*

Most of the colleges are having own websites and all the primary information of the institutions and hyperlinks to related departments and organizations are provided. The E-mail ID's and Phone Numbers of the colleges from where the researcher has collected are seen in their websites.

Table 5.2: Website/ E-mail ID's and Phone Numbers of the Colleges

| Sl. No. | Name of the College | Websites/E-mail ID's / Phone Numbers |
|---|---|---|
| 1 | Amguri College | 03772-253080 (O) ,9435155456, 9435155456<br>amguricollege@yahoo.in ashfia@rediffmail.com |
| 2 | Bahona College | 2398044 (O), 9435713575<br>www.bahonacollege.com |

Contd…

Table 5.2: Website/ E-mail ID's and Phone Numbers of the Colleges

| Sl. No. | Name of the College | Websites/E-mail ID's / Phone Numbers |
|---|---|---|
| 3 | Bihpuria College | 03752-263284 (O) ,9854016603/9864757945<br>www.bihpuriacollege.org , |
| 4 | C K B College, Teok | 0376-2396491(O) , 9435093327<br>www.ckbcollegeteok.com |
| 5 | C K B Com. College | 0376-2327121, 9435091323<br>www.ckbcc.org , ckbcc@indiatimes.com |
| 6 | D C B Girls' College | 0376-2371031 (O) , 9435092144<br>devicharan1@yahoo.com |
| 7 | D H S K College | 0373-2324105/9435030404<br>www.dhsk.edu.in , principal_dhsk@hotmail.com |
| 8 | D H S K Com. College | 0373-2321653(O)/9435908628<br>www.dhskcommercecollege.com |
| 9 | Debraj Roy College | 3774-284482 (O) , 9435354399<br>drcollege49@gmail.com |
| 10 | Dergaon K. D College | 0376-2380260 (O)<br>www.dkdcollege.ac.in |
| 11 | Dhakuakhana College | 03752-254504 (O)<br>www.dhakuakhana.org<br>principal@dhakuakhanacollege.org |
| 12 | Dhemaji College | 03753-224256 (O), 9435509804<br>www.dhemajicollege.org |
| 13 | Dhemaji Com. College | 03753-224369 (O)<br>www.dmjcoll.org |
| 14 | Dibru College | 0373-2311328 (O) , 9957214881/9957214885<br>www.dibrucollege.org |
| 15 | Dikhowmukh College | 3772-274014 (O) , 9435356144<br>www.dikhowmukhcollege.org |
| 16 | Doomdooma College | 03759-240800 (O), 242532 (O) , 9435712437<br>ddmcollege@gmail.com |
| 17 | Drakhya D R College | 0373-2864559 (O) , 2318595 (R)<br>www.ddrcollege.org |
| 18 | Duliajan College | 0374-2800356(O)/9435005706<br>www.duliajancollege.org |
| 19 | Furkating College | 246079(O) , 9854131841<br>www.furkatingcollege.org |
| 20 | Gargaon College | 03772-252251(O) , 435727738<br>www.gargaoncollege.org , |
| 21 | Golaghat Commerce College | 03774-280465(O), 9435526100<br>www.golaghatcommercecollege.org |
| 22 | H C D G College | 03772-227608(O) , 9435294829<br>www.hcdgcollege@gmail.com |

Contd…

Table 5 .2: Website /E-mail ID's and Phone Numbers of the Colleges

| Sl. No. | Name of the College | Websites/E-mail ID's / Phone Numbers |
|---|---|---|
| 23 | Hemo P.B Girls' College | 03774-280485(O) , 9435053336 |
| 24 | J B College | 0376-2320060(O) 9435092840<br>www.jbcollege.org.in |
| 25 | J H N S College | 03772-228046(O) , 9435703394<br>www.jhanjicollege.org |
| 26 | Jengraimukh College | 03775-272257(O) 9435293196<br>www.jengraimukhcollege.com |
| 27 | Jogananda Dev S G College | 03776-268082(O)284834/ 9435151653<br>www.jdsgcollege.com |
| 28 | Jorhat College | 0376-2301894(O) , 9435051642<br>www.jorhatcollege.org.in |
| 29 | Jorhat K Mahavidyalaya | 0376-2350009(O) , 9401600779<br>www.jkmahavidyalaya.org.in |
| 30 | Joya Gogoi College | 03774-289044(O) , 9435151654<br>www.jgcellegeorg , principal.jgc@gmail.com |
| 31 | Kakojan College | 0376-2335409(O) , 9854055331<br>www.kakojancollege.in , |
| 32 | Kamargaon College | 03776-267016(O) , 9435152972<br>kamargaoncollege@gmail.com |
| 33 | L T K College | 03752-230421(O) , 9435087906<br>www.ltkcollege.org, ltkcollege@yahoo.in |
| 34 | Lakhimpur Com. College | 03752-222384/222359(O) 246280(R)<br>lccnlp@rediffmail.com |
| 35 | Lakhimpur Girls' College | 03752-222124 (O)9435085839<br>www.lgcollege.org |
| 36 | Madhabdev College | 03752-262255(O) , 9435086506<br>principal.madhabdev@gmail.com |
| 37 | Majuli College | 03775-273359(O) ,273422(R) , 9435030404<br>majulicollege@gmail.com |
| 38 | M D K Girls' College | 0373-2322602(O), 9435033424<br>www.mdkgcol.org , mdkgcollege@gmail.com |
| 39 | Moran College | 03754-226179(O), 9435004669<br>moran.college@rediffmail.com |
| 40 | Moridhal College | 03753-2262001(O), 9954600273<br>www.moridhalcollege.in<br>mdlc@rediffmail.com |
| 41 | Murkong Selek College | 03758-223029(O), 8822758785<br>www.mscollege.in, mscollege.jni@gmail.com |
| 42 | Nawboicha College | 03752255240 , 9435663939<br>dhazarikanc@gmail.com |

Cont…

Table 5.2: Website /E-mail ID's and Phone Numbers of the Colleges

| Sl. No. | Name of the College | Websites/E-mail ID's / Phone Numbers |
|---|---|---|
| 43 | Nazira College | 03772-280341 (O) , 9435058540, 9435057218<br>www.naziracollege.org<br>naziracollege@yahoo.in |
| 44 | North Lakhimpur College | 03752-222174 (O) , 221196(R)<br>www.nlcollege.org , nlcollege |
| 45 | Panigaon OPD College | 3752-267221 (O), 9435084779<br>www.opdcollege.org.in,<br>opdcollege52@yahoo.in |
| 46 | S M D College | 03772-279444 (O) , 9435487546<br>www.smdcollege.org |
| 47 | S P P College | 3772-211259 (O) , 9435500285<br>www.sppcollegenamti.org |
| 48 | Sadiya College | 03756-244122 (O) 9435338864<br>www.sadiyacollege.org |
| 49 | Sankardeva Mahavidyalaya | 3752295931 (O) , 9435086084/9859400630<br>www.lakhimpur.nic.in ,<br>sdm06@rediffmail.com |
| 50 | Sarupathar College | 03774-277103 (O) , 9678414297<br>sprcollege.org , sprcollege@yahoo.co.in |
| 51 | Sibsagar College | 03772270578 (O) , 9435500022, 9954433103<br>www.sibsagarcollege.com ,<br>sibcoll@rediffmail.com |
| 52 | Sibsagar Commerce College | 03772-223476 (O) , 9435055042<br>www.sibsagarcommercecollege.org<br>principalscc@yahoo.com |
| 53 | Sibsagar Girls' College | 03772-232778 (O) , 9435057052<br>www.sibsagargirlscollege.com |
| 54 | Sonari College | 03772-256515 (O) , 9435358378<br>www.sonaricollege.org , |
| 55 | Tengakhat College | 0373-2844441 (O) , 9859973647<br>hazarikakiran68@gmail.com |
| 56 | Tinsukia Commerce College | 0374-2339274 (O), 9954480139<br>www.tinsukiacommcollege.org<br>tccprincipal@yahoo.co.uk |
| 57 | Women's College Tinsukia | 0374-2338826 (O) , 2333969 (R)<br>www.wimcol.com , wcttsk@gmail.com |

### 5.1.3 *Streams of the Colleges*

The colleges are having the Arts, Science and Commerce streams. Most of the colleges (92.98%) have Arts stream, followed by Science (42.11%) and Commerce (33.33%).

Table. 5.3: Streams of the Colleges

| Sl. No. | Name of College | Stream | | |
|---|---|---|---|---|
| | | Arts | Science | Commerce |
| 1 | Amguri College | √ | | |
| 2 | Bahona College | √ | √ | |
| 3 | Bihpuria College | √ | | |
| 4 | C K B College, Teok | √ | | √ |
| 5 | C K B Commerce College | | | √ |
| 6 | D C B Girls' College | √ | √ | |
| 7 | D H S K College | √ | √ | |
| 8 | D H S K Commerce College | | | √ |
| 9 | Debraj Roy College | √ | √ | |
| 10 | Dergaon Kamal D College | √ | | |
| 11 | Dhakuakhana College | √ | √ | |
| 12 | Dhemaji College | √ | √ | |
| 13 | Dhemaji Commerce College | √ | | √ |
| 14 | Dibru College | √ | √ | √ |
| 15 | Dikhowmukh College | √ | | |
| 16 | Doomdooma College | √ | √ | √ |
| 17 | Drakhya D R College | √ | | √ |
| 18 | Duliajan College | √ | √ | √ |
| 19 | Furkating College | √ | | |
| 20 | Gargaon College | √ | √ | √ |
| 21 | Golaghat Commerce College | √ | | √ |
| 22 | H C D G College | √ | | |
| 23 | Hemo Prova B Girls' College | √ | | |
| 24 | J B College | √ | √ | √ |
| 25 | J H N S College | √ | | √ |
| 26 | Jengraimukh College | √ | | |
| 27 | Jogananda Dev S G College | √ | | √ |

Contd…

Table. 5.3 : Streams of the Colleges

| Sl. No. | Name of College | Stream | | |
|---|---|---|---|---|
| | | Arts | Science | Commerce |
| 28 | Jorhat College | √ | | |
| 29 | Jorhat Kendriya Mahavidyalaya | √ | √ | |
| 30 | Joya Gogoi College | √ | | |
| 31 | Kakojan College | √ | √ | |
| 32 | Kamargaon College | √ | | |
| 33 | L T K College | √ | √ | |
| 34 | Lakhimpur Commerce College | | | √ |
| 35 | Lakhimpur Girls' College | √ | √ | |
| 36 | Madhabdev College | √ | √ | |
| 37 | Majuli College | √ | √ | |
| 38 | Manohari Devi K Girls' College | √ | | |
| 39 | Moran College | √ | √ | |
| 40 | Moridhal College | √ | √ | |
| 41 | Murkong Selek College | √ | | |
| 42 | Nawboicha College | √ | | |
| 43 | Nazira College | √ | | |
| 44 | North Lakhimpur College | √ | √ | |
| 45 | Panigaon OPD College | √ | | |
| 46 | S M D College | √ | | |
| 47 | S P P College | √ | √ | √ |
| 48 | Sadiya College | √ | | |
| 49 | Sankardeva Mahavidyalaya | √ | | |
| 50 | Sarupathar College | √ | | √ |
| 51 | Sibsagar College | √ | √ | |
| 52 | Sibsagar Commerce College | | | √ |
| 53 | Sibsagar Girls' College | √ | √ | |
| 54 | Sonari College | √ | √ | |
| 55 | Tengakhat College | √ | | |
| 56 | Tinsukia Commerce College | √ | | √ |
| 57 | Women's College Tinsukia | √ | | √ |

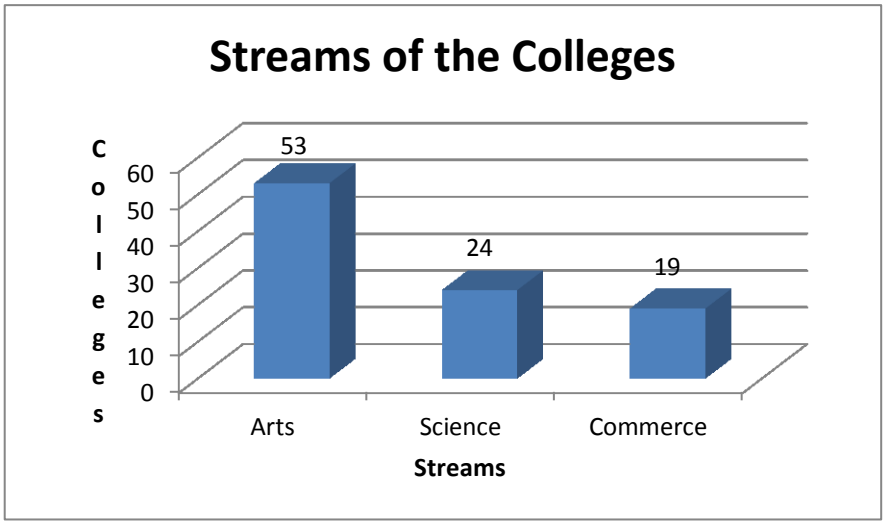


Figure.5.1: Streams of the Colleges

### *5.1.4 Courses Offered in the Colleges*

All the colleges offer degree courses and more than one third colleges are (35.09%) offering PG courses.

Table 5.4: Colleges offering P G courses

| Sl. No. | Name of the Colleges | Sl. No. | Name of the Colleges |
|---|---|---|---|
| 1 | Amguri College | 11 | Lakhimpur Girls' College |
| 2 | Doomdooma College | 12 | Moran College |
| 3 | Duliajan College | 13 | Murkong Selek College |
| 4 | Furkating College | 14 | Nazira College |
| 5 | Gargaon College | 15 | North Lakhimpur College |
| 6 | Hemo Prova B Girls' College | 16 | Panigaon OPD College |
| 7 | J B College | 17 | S M D College |
| 8 | J H N S College | 18 | S P P College |
| 9 | Jengraimukh College | 19 | Sibsagar College |
| 10 | Lakhimpur Comm. College | 20 | Sibsagar Commerce College |

### *5.1.5 NAAC Accreditation*

All the colleges have been accredited by NAAC. Two fifth of the colleges have attained B (40.35%) Grade, followed by B+ Grade with 21.05% and with C++ Grade with 15.79%). Only two colleges have attained A+ (3.51%) Grade and three colleges got A (5.26%) Grade.

Table 5.5: Status of NAAC Accreditation with Grade

| Sl. No. | Name of the College | NAAC Grade |
|---|---|---|
| 1 | Amguri College | B |
| 2 | Bahona College | B |
| 3 | Bihpuria College | C++ |
| 4 | C K B College, Teok | C++ |
| 5 | C K B Commerce College | B |
| 6 | D C B Girls' College | A |
| 7 | D H S K College | B++ |
| 8 | D H S K Commerce College | B |
| 9 | Debraj Roy College | A |
| 10 | Dergaon Kamal D College | B |
| 11 | Dhakuakhana College | C++ |
| 12 | Dhemaji College | B+ |
| 13 | Dhemaji Commerce College | C++ |
| 14 | Dibru College | B+ |
| 15 | Dikhowmukh College | C |
| 16 | Doomdooma College | B |
| 17 | Drakhya D R College | B |
| 18 | Duliajan College | B+ |
| 19 | Furkating College | B+ |
| 20 | Gargaon College | B |
| 21 | Golaghat Commerce College | B (Reaccredited) |
| 22 | H C D G College | C |
| 23 | Hemo Prova B Girls' College | B |

Contd…

Table 5.5: Status of NAAC Accreditation with Grade

| Sl. No. | Name of the College | NAAC Grade |
|---|---|---|
| 24 | J B College | A+ |
| 25 | J H N S College | B |
| 26 | Jengraimukh College | C+ |
| 27 | Jogananda Dev S G College | B |
| 28 | Jorhat College | B |
| 29 | Jorhat Kendriya Mahavidyalaya | B |
| 30 | Joya Gogoi College | B |
| 31 | Kakojan College | B |
| 32 | Kamargaon College | B |
| 33 | L T K College | B+ |
| 34 | Lakhimpur Commerce College | B+ |
| 35 | Lakhimpur Girls' College | A |
| 36 | Madhabdev College | C++ |
| 37 | Majuli College | C++ |
| 38 | Manohari Devi K Girls' College | B |
| 39 | Moran College | B+ |
| 40 | Moridhal College | C++ |
| 41 | Murkong Selek College | C++ |
| 42 | Nawboicha College | C++ |
| 43 | Nazira College | C (Reaccredited) |
| 44 | North Lakhimpur College | A+ |
| 45 | Panigaon OPD College | C+ |
| 46 | S M D College | C |
| 47 | S P P College | B+ |
| 48 | Sadiya College | C+ |
| 49 | Sankardeva Mahavidyalaya | B+ |
| 50 | Sarupathar College | B |
| 51 | Sibsagar College | B+ |
| 52 | Sibsagar Commerce College | B |
| 53 | Sibsagar Girls' College | B |
| 54 | Sonari College | B+ |
| 55 | Tengakhat College | B |
| 56 | Tinsukia Commerce College | B |
| 57 | Women's College Tinsukia | B+ |

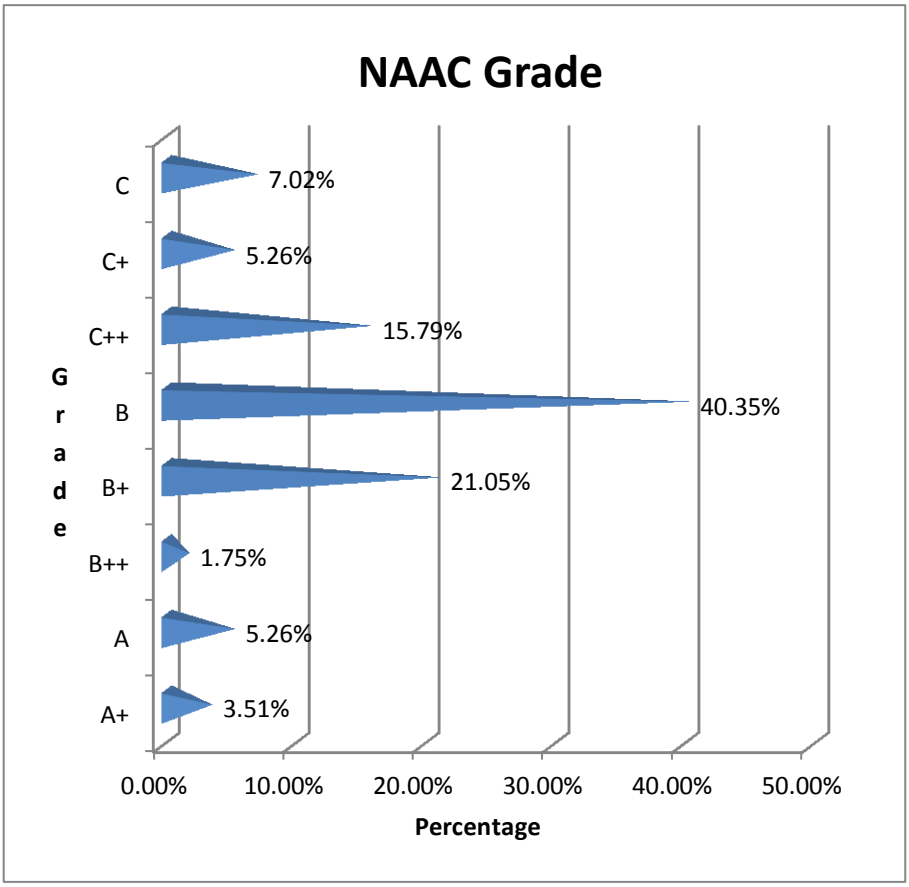


Figure.5.2: Status of NAAC Grade of the Colleges

### *5.1.6 Teaching Departments*

Most of the colleges are having sufficient number of teaching departments. The average number of teaching departments in the colleges is 12.

Table 5.6: Teaching Departments

| Sl. No | Name of the College | No. of Teaching Departments |
|---|---|---|
| 1 | Amguri College | 7 |
| 2 | Bahona College | 12 |
| 3 | Bihpuria College | 16 |
| 4 | C K B College, Teok | 8 |
| 5 | C K B Commerce College | 10 |

Contd…

Table 5.6 : Teaching Departments

| Sl. No | Name of the College | No. of Teaching Departments |
|---|---|---|
| 6 | D C B Girls' College | 18 |
| 7 | D H S K College | 18 |
| 8 | D H S K Commerce College | 10 |
| 9 | Debraj Roy College | 15 |
| 10 | Dergaon Kamal D College | 16 |
| 11 | Dhakuakhana College | 13 |
| 12 | Dhemaji College | 15 |
| 13 | Dhemaji Commerce College | 12 |
| 14 | Dibru College | 22 |
| 15 | Dikhowmukh College | 7 |
| 16 | Doomdooma College | 12 |
| 17 | Drakhya D R College | 10 |
| 18 | Duliajan College | 16 |
| 19 | Furkating College | 7 |
| 20 | Gargaon College | 17 |
| 21 | Golaghat Commerce College | 10 |
| 22 | H C D G College | 6 |
| 23 | Hemo Prova B Girls' College | 10 |
| 24 | J B College | 19 |
| 25 | J H N S College | 10 |
| 26 | Jengraimukh College | 7 |
| 27 | Jogananda Dev S G College | 7 |
| 28 | Jorhat College | 8 |
| 29 | Jorhat Kendriya Mahavidyalaya | 15 |
| 30 | Joya Gogoi College | 7 |
| 31 | Kakojan College | 13 |
| 32 | Kamargaon College | 8 |
| 33 | L T K College | 16 |
| 34 | Lakhimpur Commerce College | NP |
| 35 | Lakhimpur Girls' College | 17 |
| 36 | Madhabdev College | 14 |
| 37 | Majuli College | 13 |
| 38 | Manohari Devi K Girls' College | 14 |
| 39 | Moran College | 14 |

Table 5.6 : Teaching Departments

| Sl. No. | Name of the College | No. of Teaching Departments |
|---|---|---|
| 40 | Moridhal College | 18 |
| 41 | Murkong Selek College | 8 |
| 42 | Nawboicha College | 9 |
| 43 | Nazira College | 11 |
| 44 | North Lakhimpur College | 19 |
| 45 | Panigaon OPD College | 8 |
| 46 | S M D College | 9 |
| 47 | S P P College | 20 |
| 48 | Sadiya College | 6 |
| 49 | Sankardeva Mahavidyalaya | 9 |
| 50 | Sarupathar College | NP |
| 51 | Sibsagar College | 16 |
| 52 | Sibsagar Commerce College | 7 |
| 53 | Sibsagar Girls' College | 13 |
| 54 | Sonari College | 11 |
| 55 | Tengakhat College | 7 |
| 56 | Tinsukia Commerce College | 10 |
| 57 | Women's College Tinsukia | NP |

NP: Not Provided

### *5.1.7 Teaching and Non-Teaching Staff*

There are sufficient numbers of teaching and non-teaching staff in the colleges. The average number of teaching staff is 46 and non-teaching staff is 19. A remarkable number of temporary and contractual faculty and staff (19.71%) have been serving the colleges as depicted in Table 5.7.

Table 5.7: Teaching and Non-Teaching Staff

| Sl No | Name of the College | Staff | | | | | |
|---|---|---|---|---|---|---|---|
| | | Teaching | | | Non-Teaching | | |
| | | P | T | Total | P | T | Total |
| 1 | Amguri College | 19 | 13 | 32 | 6 | 13 | 19 |
| 2 | Bahona College | | | 51 | | | 23 |
| 3 | Bihpuria College | 43 | 4 | 47 | 13 | 4 | 17 |
| 4 | C K B College, Teok | 33 | 10 | 43 | 7 | 4 | 11 |
| 5 | C K B Com. College | 28 | 3 | 31 | 15 | 4 | 19 |
| 6 | D C B Girls' College | 70 | 5 | 75 | 20 | 5 | 25 |
| 7 | D H S K College | 40 | 10 | 50 | 25 | 14 | 39 |
| 8 | D H S K C. College | 22 | 5 | 27 | 12 | 4 | 16 |
| 9 | Debraj Roy College | 53 | | 53 | 26 | | 26 |
| 10 | D K D College | 70 | 19 | 89 | 26 | 14 | 40 |
| 11 | Dhakuakhana College | 47 | | 47 | 13 | | 13 |
| 12 | Dhemaji College | 46 | 9 | 55 | 18 | 10 | 28 |
| 13 | Dhemaji C. College | 37 | 5 | 42 | 14 | 6 | 20 |
| 14 | Dibru College | 74 | 20 | 94 | 25 | 10 | 35 |
| 15 | Dikhowmukh College | 25 | 5 | 30 | 11 | 4 | 15 |
| 16 | Doomdooma Coll. | 39 | 16 | 55 | 10 | 7 | 17 |
| 17 | D D R College | 32 | 3 | 35 | 8 | 1 | 9 |
| 18 | Duliajan College | 50 | | 50 | 18 | | 18 |
| 19 | Furkating College | 22 | 6 | 28 | 10 | 9 | 19 |
| 20 | Gargaon College | 69 | 6 | 75 | 22 | 8 | 30 |
| 21 | G Comm. College | 30 | 3 | 33 | 10 | 4 | 14 |
| 22 | H C D G College | 22 | 4 | 26 | 10 | 3 | 13 |
| 23 | H P B Girls College | 30 | 10 | 40 | 12 | 4 | 16 |
| 24 | J B College | 98 | 12 | 110 | 9 | 5 | 14 |
| 25 | J H N S College | 40 | 3 | 43 | 8 | 4 | 12 |
| 26 | Jengraimukh College | 21 | 3 | 24 | 6 | 4 | 10 |
| 27 | J Dev S G College | 42 | 5 | 47 | 10 | 4 | 14 |
| 28 | Jorhat College | 32 | 5 | 37 | 13 | 4 | 17 |
| 29 | J. K Mahavidyalaya | 45 | 7 | 52 | 21 | 8 | 29 |
| 30 | Joya Gogoi College | 22 | 2 | 24 | 8 | 2 | 10 |
| 31 | Kakojan College | 50 | 15 | 65 | 14 | 6 | 20 |
| 32 | Kamargaon College | 20 | 5 | 25 | 7 | 5 | 12 |
| 33 | L T K College | 45 | 7 | 52 | 23 | 4 | 27 |

Contd…

Table 5.7: Teaching and Non-Teaching staff

| Sl No | Name of the College | Staff | | | | | |
|---|---|---|---|---|---|---|---|
| | | Teaching | | | Non-Teaching | | |
| | | P | T | Total | P | T | Total |
| 34 | Lakhimpur C College | | | 24 | | | 11 |
| 35 | Lakhimpur G College | 53 | 16 | 69 | 23 | 12 | 35 |
| 36 | Madhabdev College | 56 | 10 | 66 | 14 | 10 | 24 |
| 37 | Majuli College | 40 | 14 | 54 | 16 | 10 | 26 |
| 38 | MDKG College | 44 | 2 | 46 | 12 | 6 | 18 |
| 39 | Moran College | 52 | 20 | 72 | 18 | 5 | 23 |
| 40 | Moridhal College | | | 33 | | | 13 |
| 41 | Murkong S College | 18 | 11 | 29 | 6 | 8 | 14 |
| 42 | Nawboicha College | 23 | 2 | 25 | 11 | 3 | 14 |
| 43 | Nazira College | 30 | 10 | 40 | 12 | 7 | 19 |
| 44 | North L College | | | 63 | | | 27 |
| 45 | Panigaon OPD College | 33 | 11 | 44 | 10 | 3 | 13 |
| 46 | S M D College | 26 | | 26 | 8 | | 8 |
| 47 | S P P College | 25 | 14 | 39 | 10 | 5 | 15 |
| 48 | Sadiya College | 19 | 3 | 22 | 7 | 2 | 9 |
| 49 | S Mahavidyalaya | 24 | 8 | 32 | 7 | 6 | 13 |
| 50 | Sarupathar College | 35 | 15 | 50 | 12 | 5 | 17 |
| 51 | Sibsagar College | 72 | 9 | 81 | 29 | 26 | 55 |
| 52 | Sibsagar C. College | 20 | 9 | 29 | 6 | 4 | 11 |
| 53 | Sibsagar G. College | 47 | 10 | 57 | 11 | 2 | 13 |
| 54 | Sonari College | 39 | 10 | 49 | 14 | 6 | 20 |
| 55 | Tengakhat College | 15 | 6 | 21 | 5 | 4 | 9 |
| 56 | Tinsukia C. College | 10 | 20 | 30 | 7 | 5 | 12 |
| 57 | Women's C Tinsukia | 32 | | 32 | 12 | 6 | 18 |

P: Permanent, T: Temporary

About three fifth of the colleges (57.89%) are having teaching staff within the range between 30-60 persons followed by 1-30 persons with 22.81%, 60-90 persons with 15.79% and 90-120 persons with 3.51%.

Table. 5.8: Teaching Staff

| Number of Teaching Staff | | | | |
|---|---|---|---|---|
| Range | 1-30 | 30-60 | 60-90 | 90-120 |
| Number | 13 | 33 | 9 | 2 |

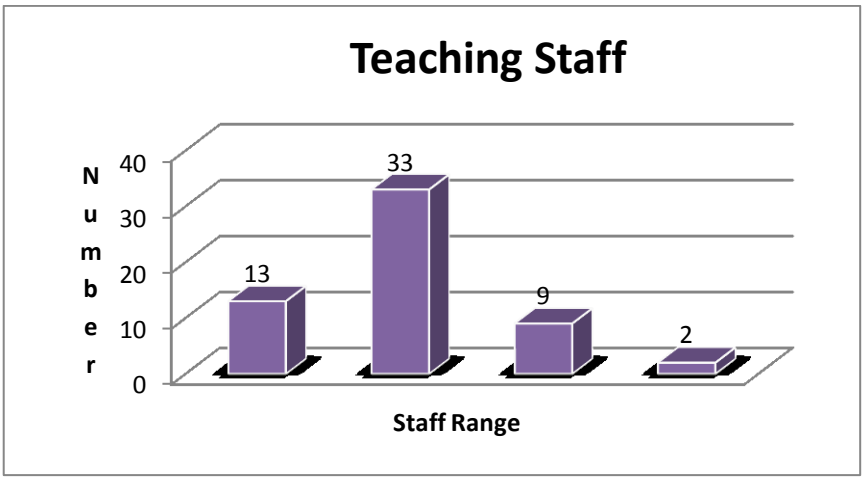


Figure.5.4 : Teaching Staff

There is a remarkable non- teaching staff in the colleges. About half of the colleges (49.12%) are having 15-30 persons non- teaching staff in the colleges, followed by 1-15 persons with 40.35%, 30-45 persons with 8.77% and between 45-60 persons with 1.75%.

Table 5.9 : Non- Teaching Staff

| Number of Non- Teaching Staff | | | |
|---|---|---|---|
| 1-15 | 15-30 | 30-45 | 45-60 |
| 23 | 28 | 5 | 1 |

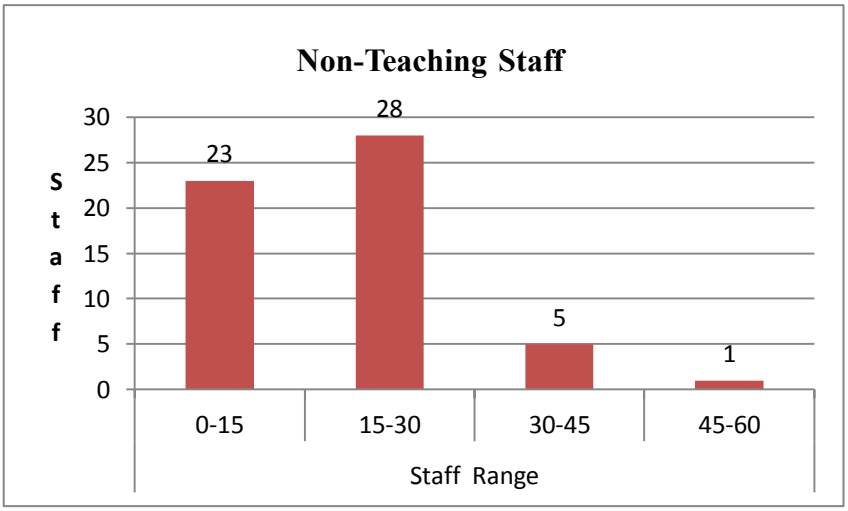


Figure . 5.4 : Non- Teaching Staff

## 5.2 Library Profile

### *5.2.1 Library Establishment*

The Krishna Kanta Handique Library of J B College is the oldest college library in the study area which was established in 1930. It is worth mentioning that, two college libraries were established before and in the eve of independence. Most of the college libraries were established during 1960-70's.

Table 5.10: Library Establishment and Library Area

| Sl. No. | Name of the College | Year of Establishment | Library Area (In Sq. Ft.) |
|---|---|---|---|
| 1 | Amguri College | 1967 | 2000 |
| 2 | Bahona College | 1966 | 2500 |
| 3 | Bihpuria College | 1980 | 3200 |
| 4 | C K B College, Teok | 1959 | 1500 |
| 5 | C K B Commerece College | 1965 | 3300 |
| 6 | D C B Girls' College | 1992 | 1680 |
| 7 | D H S K College | 1972 | 8100 |
| 8 | D H S K Commerce College | 1955 | 3000 |
| 9 | Debraj Roy College | 1945 | 2300 |

Contd…

Table 5.10: Library Establishment and Library Area

| Sl. No. | Name of the College | Year of Establishment | Library Area (In Sq. Ft.) |
|---|---|---|---|
| 10 | Dergaon Kamal D College | 1960 | 1500 |
| 11 | Dhakuakhana College | 1949 | 3000 |
| 12 | Dhemaji College | 1966 | 2600 |
| 13 | Dhemaji Commerce College | 1966 | 2300 |
| 14 | Dibru College | 1982 | 2500 |
| 15 | Dikhowmukh College | 1963 | 2200 |
| 16 | Doomdooma College | 1982 | 1500 |
| 17 | Drakhya D R College | 1967 | 6496 |
| 18 | Duliajan College | 1971 | 2100 |
| 19 | Furkating College | 1969 | 2150 |
| 20 | Gargaon College | 1981 | 2500 |
| 21 | Golaghat Commerce College | 1959 | 3000 |
| 22 | H C D G College | 1965 | 2000 |
| 23 | Hemo Prova B Girls' College | 1969 | 2500 |
| 24 | J B College | 1958 | 3000 |
| 25 | J H N S College | 1964 | 1123 |
| 26 | Jengraimukh College | 1973 | 1200 |
| 27 | J Dev S G College | 1964 | 2300 |
| 28 | Jorhat College | 1962 | 2000 |
| 29 | Jorhat K Mahavidyalaya | 1981 | 1500 |
| 30 | Joya Gogoi College | 1967 | 2400 |
| 31 | Kakojan College | 1972 | 2000 |
| 32 | Kamargaon College | 1930 | 6000 |
| 33 | L T K College | 1977 | 2260 |
| 34 | Lakhimpur Commerce College | 1972 | 2500 |
| 35 | Lakhimpur Girls' College | 1972 | 4000 |
| 36 | Madhabdev College | 1964 | 2500 |
| 37 | Majuli College | 1962 | 2100 |
| 38 | Manohari Devi K Girls' College | 1963 | 3000 |
| 39 | Moran College | 1964 | 2500 |

Contd…

Table 5.10: Library Establishment and Library Area

| Sl. No. | Name of the College | Year of Establishment | Library Area (In Sq. Ft.) |
|---|---|---|---|
| 40 | Moridhal College | 1988 | 4032 |
| 41 | Murkong Selek College | 1984 | 2000 |
| 42 | Nawboicha College | 1962 | 3500 |
| 43 | Nazira College | 1985 | 2120 |
| 44 | North Lakhimpur College | 1981 | 3000 |
| 45 | Panigaon OPD College | 1952 | 2500 |
| 46 | S M D College | 1984 | 4500 |
| 47 | S P P College | 1964 | 2500 |
| 48 | Sadiya College | 1970 | 1500 |
| 49 | Sankardeva Mahavidyalaya | 1982 | 2000 |
| 50 | Sarupathar College | 1983 | 3800 |
| 51 | Sibsagar College | 1970 | 2500 |
| 52 | Sibsagar Commerce College | 1969 | 2000 |
| 53 | Sibsagar Girls' College | 1964 | 3000 |
| 54 | Sonari College | 1970 | 2000 |
| 55 | Tengakhat College | 1967 | 2700 |
| 56 | Tinsukia Commerce College | 1972 | 2500 |
| 57 | Women's College Tinsukia | 1966 | 3000 |

### *5.2.2 Decadal Growth of College Libraries*

It is observed from the Table 5.11 that more than three fifth of the college libraries (43.86%) were established in the decade of 1960-1970, followed by 21.05% libraries established during 1980-1990 and 19.30% established during 1970-80. The decadal growth rate during 1990-2000 is the lowest (1.75%).

Table 5.11: Decadal Growth of College Libraries

| Decadal Growth of College Libraries | | | | | | |
|---|---|---|---|---|---|---|
| Decade | 1930-1950 | 1950-1960 | 1960-1970 | 1970-1980 | 1980-1990 | 1990-2000 |
| Colleges | 3 | 5 | 25 | 11 | 12 | 1 |
| Percentage | 5.26 % | 8.77 % | 45.86 % | 19.30 % | 21.05 % | 1.75 % |

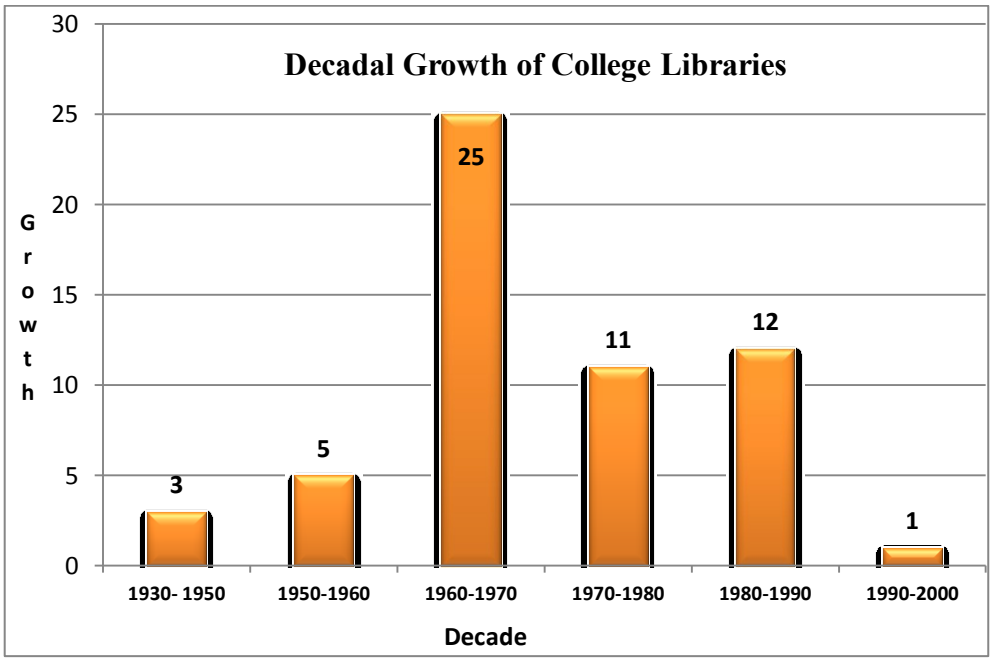


Figure 5.5: Decadal Growth of College Libraries

### *5.2.3 Library Area*

The average library area among the college library is 2692.30 Sq.ft. The Table 6.12 depicts that the D.H.S.K. College Library has the highest library area (8100 Sq. Ft). About half of the colleges (49.12%) are having library area in the range of 2500-5000 Sq.ft. followed by 45.61% having 1000-2500 Sq. ft. and 3.51% colleges having 5000-7500 sq.ft.

Table 5.12: Library Area

| Library Area (In Sq.ft.) | | | | |
|---|---|---|---|---|
| Range | 1000-2500 | 2500-5000 | 5000-7500 | 7500 and Above |
| Colleges | 26 | 28 | 2 | 1 |

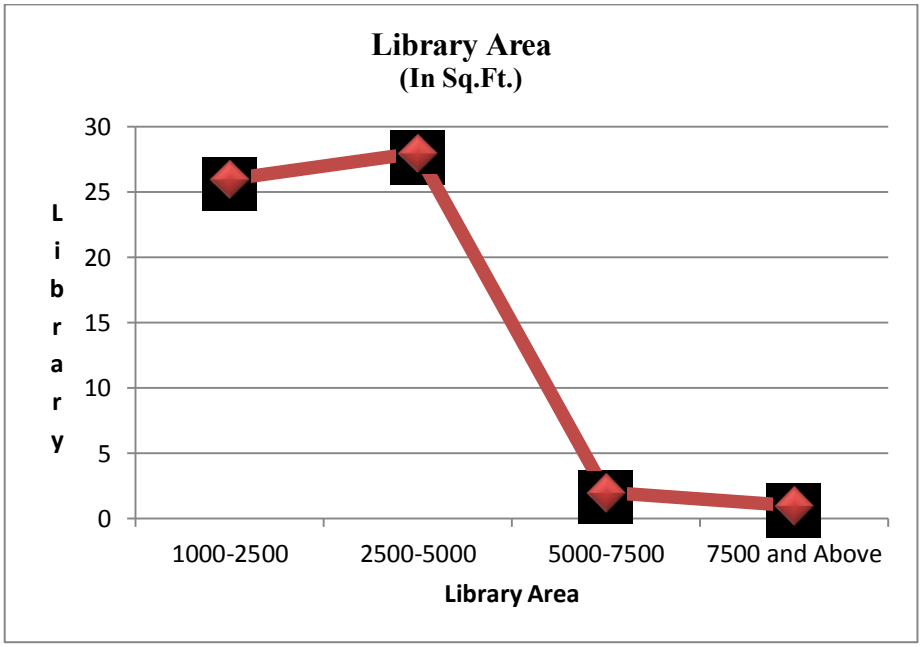


Figure 5.6: Library Area

### *5.2.4 Library Book Collection*

The Sibsagar College Library has the highest collection of text, reference and rare books (51248) followed by Women's College Tinsukia (51007), J B College(48050), North Lakhimpur College (47412) and Golaghat Commerce College (42560). It is observed that the collection is higher in the older colleges than newly established colleges. The colleges which have three streams as well as PG courses witness higher book collection. The average book collection in the libraries is 21957 numbers. Nearly half of the colleges

(47.37%) are having book collection ranging from 10,000-20,000. Only 5.26% colleges are having less than 10,000 and 3.51% colleges are having more than 50,000 book collection.

Table 5.13 : List of 10 Libraries having Highest Book Collection

| Rank | Name of the College | Collection of Books |
|---|---|---|
| 1 | Sibsagar College | 51248 |
| 2 | Women's College Tinsukia | 51007 |
| 3 | J B College | 48050 |
| 4 | North Lakhimpur College | 47412 |
| 5 | Golaghat Commerce College | 42560 |
| 6 | Debraj Roy College | 40000 |
| 7 | D H S K College | 38000 |
| 8 | Lakhimpur Girls' College | 36100 |
| 9 | Dergaon K D College | 33041 |
| 10 | J H N S College | 31471 |

Table 5.14 : Book Collection of the Libraries

| Book Collection of the Libraries | | | | | | |
|---|---|---|---|---|---|---|
| Range | 0 - 10,000 | 10,000 - 20,000 | 20,000 - 30,000 | 30,000 - 40,000 | 40,000 - 50,000 | 50,000 - 60,000 |
| Colleges | 3 | 27 | 14 | 7 | 4 | 2 |
| Percentage | 5.26 % | 47.37 % | 24.56 % | 12.28 % | 7.02 % | 3.50 % |

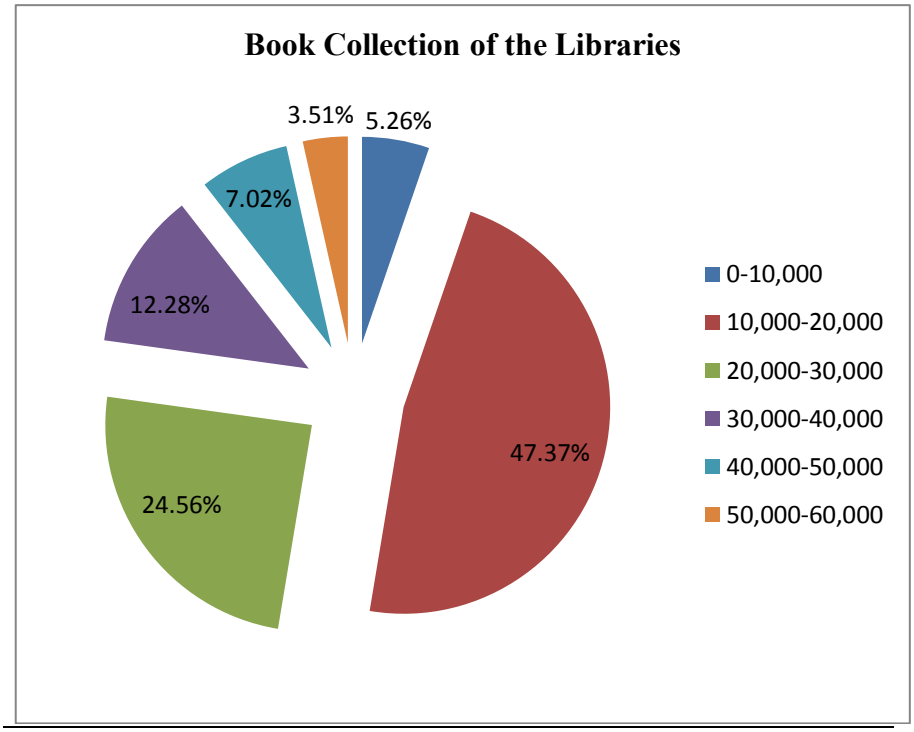


Figure 5.7: Book Collection of the Libraries

### *5.2.5 Subscription to Periodicals*

The colleges provide good number of periodicals to their readers. Average subscription to periodical is 20.75. The Moridhal College subscribed highest number of periodicals (64) followed by Gargaon College (55), DCB Girls' College (49), Dhemaji College (47) and SPP College (46). Nearly half of the libraries subscribe 10- 20 periodicals (47.37%). A remarkable number of libraries (15.79%) subscribe less than 10 numbers and 14.04% more than 40 periodicals. More than three fifth of the libraries (65.14%) are having bound periodical and 35.09% libraries have other collection.

Table 5.15: Periodicals and Newspapers Subscription to the Libraries

| Sl. No. | Name of the College Library | Periodicals | | Newspapers | Others |
|---|---|---|---|---|---|
| | | Current | Bound | | |
| 1 | Amguri College | 15 | NA | 7 | 25 |
| 2 | Bahona College | 13 | NA | 6 | NA |
| 3 | Bihpuria College | 15 | 80 | 8 | NA |
| 4 | C K B College, Teok | 12 | 100 | 8 | NA |
| 5 | C K B Commerece College | 15 | 35 | 8 | NA |
| 6 | D C B Girls' College | 49 | NA | 7 | NA |
| 7 | D H S K College | 13 | 200 | 6 | NA |
| 8 | D H S K Commerce College | 5 | NA | 7 | NA |
| 9 | Debraj Roy College | 25 | 110 | 12 | NA |
| 10 | Dergaon Kamal D College | 35 | NA | 12 | 41 |
| 11 | Dhakuakhana College | 12 | NA | 7 | NA |
| 12 | Dhemaji College | 47 | 368 | 7 | NA |
| 13 | Dhemaji Commerce College | 24 | NA | 7 | NA |
| 14 | Dibru College | 8 | 30 | 5 | NA |
| 15 | Dikhowmukh College | 8 | 68 | 6 | NA |
| 16 | Doomdooma College | 43 | 336 | 9 | NA |
| 17 | Drakhya D R College | 13 | 26 | 5 | NA |
| 18 | Duliajan College | 25 | 250 | 7 | 62 |
| 19 | Furkating College | 8 | NA | 7 | NA |
| 20 | Gargaon College | 55 | 25 | 10 | 55 |
| 21 | Golaghat Commerce College | 12 | NA | 8 | NA |
| 22 | H C D G College | 14 | 50 | 9 | NA |
| 23 | Hemo Prova B Girls' College | 8 | NA | 10 | NA |
| 24 | J B College | 38 | 1400 | 17 | 200 |
| 25 | J H N S College | 17 | NA | 3 | NA |

Contd…

Table 5.15: Periodicals and Newspapers Subscription to the Libraries

| Sl. No. | Name of the College Library | Periodicals | | Newspapers | Others |
|---|---|---|---|---|---|
| | | Current | Bound | | |
| 26 | Jengraimukh College | 10 | NA | 5 | NA |
| 27 | Jogananda Dev S G College | 10 | 240 | 8 | 45 |
| 28 | Jorhat College | 21 | 206 | 12 | 19 |
| 29 | Jorhat K Mahavidyalaya | 11 | NA | 7 | NA |
| 30 | Joya Gogoi College | 15 | 60 | 5 | 35 |
| 31 | Kakojan College | 12 | 85 | 16 | NA |
| 32 | Kamargaon College | 16 | 237 | 7 | NA |
| 33 | L T K College | 8 | NA | 8 | 15 |
| 34 | Lakhimpur Commerce College | 35 | 1500 | 7 | 20 |
| 35 | Lakhimpur Girls' College | 30 | 100 | 18 | NA |
| 36 | Madhabdev College | 12 | NA | 9 | NA |
| 37 | Majuli College | 3 | 2 | 7 | NA |
| 38 | Manohari D K Girls' College | 16 | 354 | 6 | NA |
| 39 | Moran College | 32 | 105 | 14 | 372 |
| 40 | Moridhal College | 64 | 605 | 8 | 55 |
| 41 | Murkong Selek College | 22 | 37 | 5 | NA |
| 42 | Nawboicha College | 4 | NA | 2 | NA |
| 43 | Nazira College | 15 | NA | 8 | 55 |
| 44 | North Lakhimpur College | 33 | 150 | 6 | 200 |
| 45 | Panigaon OPD College | 10 | 600 | 8 | NA |
| 46 | S M D College | 16 | 500 | 6 | NA |
| 47 | S P P College | 46 | NA | 19 | NA |
| 48 | Sadiya College | 8 | NA | 5 | NA |
| 49 | Sankardeva Mahavidyalaya | 14 | 300 | 7 | 10 |
| 50 | Sarupathar College | 18 | NA | 9 | NA |
| 51 | Sibsagar College | 40 | NA | 13 | 104 |
| 52 | Sibsagar Commerce College | 14 | NA | 9 | NA |
| 53 | Sibsagar Girls' College | 28 | NA | 12 | 76 |
| 54 | Sonari College | 21 | 439 | 7 | 25 |
| 55 | Tengakhat College | 10 | NA | 3 | NA |
| 56 | Tinsukia Commerce College | 43 | 200 | 5 | 70 |
| 57 | Women's College Tinsukia | 17 | NA | 9 | 12 |

NA: Not Available

Table 5.16: List of 10 Libraries having Highest Periodical Subscription

| Rank. | Name of the College | Periodical Subscription |
|---|---|---|
| 1 | Moridhal College | 64 |
| 2 | Gargaon College | 55 |
| 3 | D C B Girls' College | 49 |
| 4 | Dhemaji College | 47 |
| 5 | S P P College | 46 |
| 6 | Doomdooma College | 43 |
| 7 | Tinsukia Com. College | 43 |
| 8 | Sibsagar College | 40 |
| 9 | J B College | 38 |
| 10 | Dergaon K . D College | 35 |
| | Lakhimpur Com. College | 35 |

Table 5.17 : Range of Number of Periodicals Subscription

| Range of Periodical Subscription | | |
|---|---|---|
| Range | Number of Periodicals | Percentage |
| 1-10 | 9 | 15.79 % |
| 10-20 | 27 | 43.37% |
| 20-30 | 7 | 12.28% |
| 30-40 | 6 | 10.53% |
| 40-50 | 6 | 10.53% |
| 50-60 | 1 | 1.75% |
| 60-70 | 1 | 1.75% |

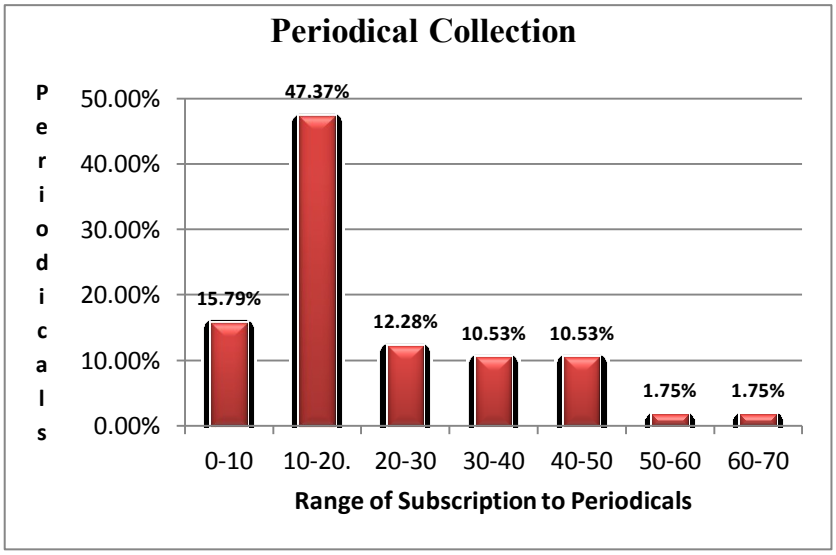


Figure.5.8 : Periodical Collection

### *5.2.6 Newspaper Collection*

Most of the colleges provide a good number of newspapers to their users. The average subscription to newspaper is 8.21. More than seven tenth of the libraries (73.68%) provide 5-10 numbers of newspapers to their readers. About one fourth (24.56%) of the libraries provide more than 10 newspapers.

Table 5.18: List of Libraries having Highest Newspaper Subscription

| Rank | Name of the College | Newspaper Subscription |
|---|---|---|
| 1 | S P P College | 19 |
| 2 | Lakhimpur Girls' College | 18 |
| 3 | J B College | 17 |
| 4 | Kakojan College | 16 |
| 5 | Moran College | 14 |
| 6 | Sibsagar College | 13 |
| 7 | Debraj Roy College | 12 |
| | Dergaon Kamal D College | 12 |
| | Jorhat College | 12 |
| | Sibsagar Girls' College | 12 |

Table 5.19: Range of Newspaper Collection

| Range of Newspaper Collection | | |
|---|---|---|
| Range | Number of Newspapers | Percentage |
| 1-5 | 3 | 5.26% |
| 5-10 | 42 | 73.68% |
| 10-20 | 8 | 14.04% |
| 20-30 | 4 | 7.02% |

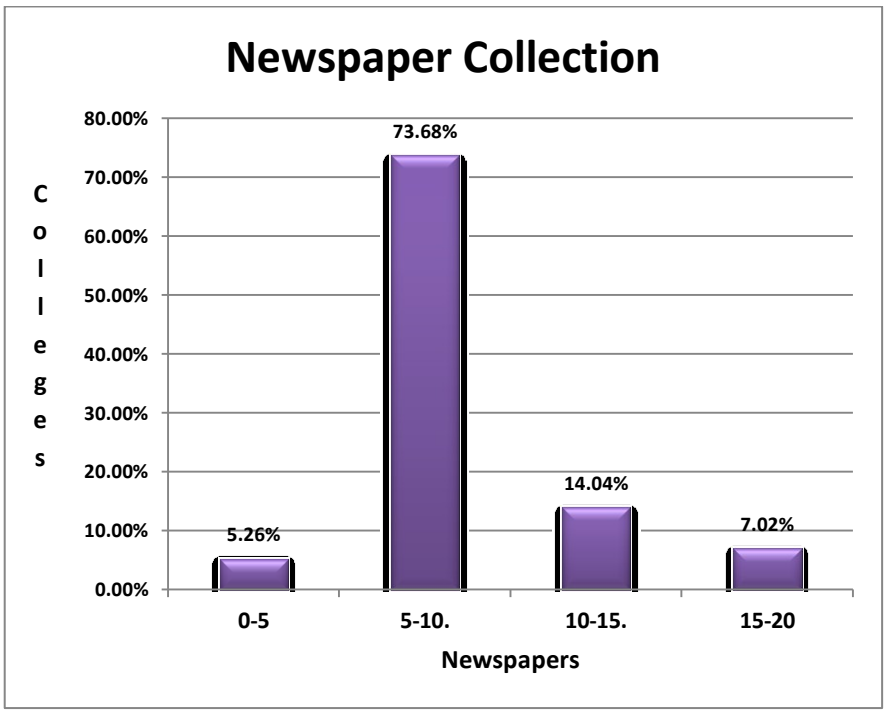


Figure 5.9: Newspaper Collection

### *5.2.7 Library Manpower*

The average library manpower is 4.28. Nearly three fourth of the colleges (70.18%) are having 3-6 manpower. Only 5 colleges (8.77%) are having 0-3 manpower against 12

colleges are having (21.05%) more than 6 manpower. Only 10 colleges (17.54%) are having Assistant librarian and 44 colleges (77.19%) are having Library Assistant.

Table 5.20 : Library Staff in the Surveyed College Libraries

| Sl. No. | Name of the College Library | Library Staff | | | | | |
|---|---|---|---|---|---|---|---|
| | | Librarian | Asstt. Librarian | Lib. Asstt. | Bea rer | Oth er | Total |
| 1 | Amguri College | 1 | | 1 | 2 | | 4 |
| 2 | Bahona College | 1 | | 1 | 1 | | 3 |
| 3 | Bihpuria College | 1 | | | 1 | | 2 |
| 4 | C K B College, Teok | 1 | | 1 | 1 | | 3 |
| 5 | C K B Com. College | 1 | | 1 | 1 | 1 | 4 |
| 6 | D C B Girls' College | 1 | | 1 | 1 | 1 | 4 |
| 7 | D H S K College | 1 | | | 3 | 1 | 5 |
| 8 | D H S K Com. College | 1 | | | 1 | 1 | 3 |
| 9 | Debraj Roy College | 1 | 1 | 1 | 2 | | 5 |
| 10 | Dergaon K.D College | 1 | | 2 | 4 | | 7 |
| 11 | Dhakuakhana College | 1 | | 1 | 1 | | 3 |
| 12 | Dhemaji College | 1 | | 2 | 2 | | 5 |
| 13 | Dhemaji Com.College | 1 | | 1 | 3 | | 5 |
| 14 | Dibru College | 1 | | 1 | 3 | | 5 |
| 15 | Dikhowmukh College | 1 | | | 1 | 1 | 3 |
| 16 | Doomdooma College | 1 | | 2 | 2 | 1 | 6 |
| 17 | Drakhya D R College | 1 | | | 1 | | 2 |
| 18 | Duliajan College | 1 | | 1 | 2 | | 4 |
| 19 | Furkating College | 1 | | 1 | 1 | 1 | 4 |
| 20 | Gargaon College | 1 | 1 | 1 | 3 | 1 | 7 |
| 21 | Golaghat Com. College | 1 | | 3 | 2 | | 6 |
| 22 | H C D G College | 1 | | | 1 | 1 | 3 |
| 23 | H P B Girls' College | 1 | | 1 | 1 | | 3 |
| 24 | J B College | 1 | 1 | 1 | 2 | 5 | 10 |
| 25 | J H N S College | 1 | 1 | 1 | 1 | | 4 |
| 26 | Jengraimukh College | 1 | | | 1 | | 2 |

Contd…

Table 5.20 : Library Staff in the Surveyed College Libraries

| Sl. No. | Name of the College Library | Library Staff | | | | | |
|---|---|---|---|---|---|---|---|
| | | Librarian | Asstt. Librarian | Lib. Asstt. | Bearer | Other | Total |
| 27 | J D S G College | 1 | | 1 | 1 | 1 | 4 |
| 28 | Jorhat College | 1 | | 1 | 1 | | 3 |
| 29 | JorhatKMahavidyalaya | 1 | | 1 | 1 | | 3 |
| 30 | Joya Gogoi College | 1 | | | 1 | | 2 |
| 31 | Kakojan College | 1 | | | 2 | 1 | 4 |
| 32 | Kamargaon College | 1 | | 1 | 1 | | 3 |
| 33 | L T K College | 1 | 1 | 1 | 1 | 1 | 5 |
| 34 | Lakhimpur Com. College | 1 | | 1 | 1 | 1 | 4 |
| 35 | Lakhimpur G College | 1 | 1 | 1 | 3 | 1 | 7 |
| 36 | Madhabdev College | 1 | | 1 | 1 | 2 | 5 |
| 37 | Majuli College | 1 | | 1 | 2 | | 4 |
| 38 | Manohari D KG College | 1 | | 1 | 2 | 2 | 6 |
| 39 | Moran College | 1 | | 1 | 2 | 2 | 6 |
| 40 | Moridhal College | 1 | | 1 | 1 | 1 | 4 |
| 41 | Murkong S College | 1 | | 1 | 1 | | 3 |
| 42 | Nawboicha College | 1 | | 1 | 1 | 1 | 4 |
| 43 | Nazira College | 1 | | 1 | 1 | | 3 |
| 44 | North Lakhim. College | 1 | 1 | 1 | 3 | 1 | 7 |
| 45 | Panigaon OPD College | 1 | | | 1 | 1 | 3 |
| 46 | S M D College | 1 | | | 2 | | 3 |
| 47 | S P P College | 1 | 1 | 1 | 1 | 2 | 6 |
| 48 | Sadiya College | 1 | | | 1 | | 2 |
| 49 | Sankardeva Mahavidyalaya | 1 | | 1 | 2 | | 4 |
| 50 | Sarupathar College | 1 | | | 1 | 2 | 4 |
| 51 | Sibsagar College | 1 | 1 | 1 | 2 | 1 | 6 |
| 52 | Sibsagar Com. College | 1 | | 1 | 1 | 1 | 4 |
| 53 | Sibsagar Girls' College | 1 | | 1 | 1 | | 3 |
| 54 | Sonari College | 1 | 1 | 1 | 2 | | 5 |
| 55 | Tengakhat College | 1 | | 1 | 1 | | 3 |
| 56 | Tinsukia Com. College | 1 | | | 2 | 2 | 5 |
| 57 | Women's Col.Tinsukia | 1 | | 1 | 1 | 4 | 7 |

Table 5.21: Range of Library Manpower

| Range of Library Manpower | | |
|---|---|---|
| Range | Number of Manpower | Percentage |
| 1-3 | 5 | 8.8 % |
| 3-6 | 40 | 70.2% |
| 6-9 | 11 | 19.3% |
| 9-12 | 1 | 1.8 % |

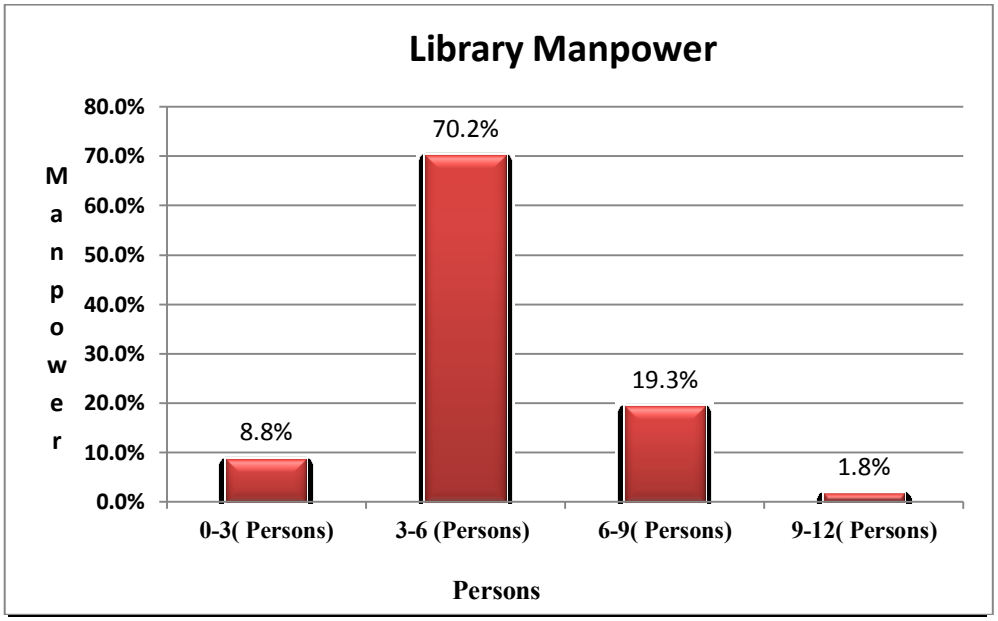


Figure. 5.10: Library Manpower

### *5.2.8 Library Committee*

All the colleges have Library Committee. The committees are formed by the Principals of the colleges abide by the rules and regulations of the DHE, Assam. The committee is formed with the principal of the college as Chairman and Librarian as Secretary of the Committee. The other members are from the faculty members and at least one member from every stream available in the colleges.

### *5.2.9 Library Budget Maintain Colleges*

The Table 5.22 depicts that nearly half of the colleges i.e. with 43.86% under study maintain library budget which help them in smooth running the library under study.

Table 5.22 : Library Budget Maintained by the Colleges

| Sl. No. | Name of Colleges | Sl. No. | Name of Colleges |
|---|---|---|---|
| 1 | D H S K College | 14 | Kamargaon College |
| 2 | D H S K Com. College | 15 | Lakhimpur Girls' College |
| 3 | Debraj Roy College | 16 | Majuli College |
| 4 | Dhakuakhana College | 17 | Murkong Selek College |
| 5 | Dhemaji College | 18 | Nazira College |
| 6 | Duliajan College | 19 | S P P College |
| 7 | Gargaon College | 20 | Sadiya College |
| 8 | J B College | 21 | Sankardeva Mahavidyalaya |
| 9 | J H N S College | 22 | Sibsagar Commerce College |
| 10 | Jengraimukh College | 23 | Sonari College |
| 11 | Jorhat College | 24 | Tengakhat College |
| 12 | Joya Gogoi College | 25 | Tinsukia Commerce College |
| 13 | Kakojan College | | |

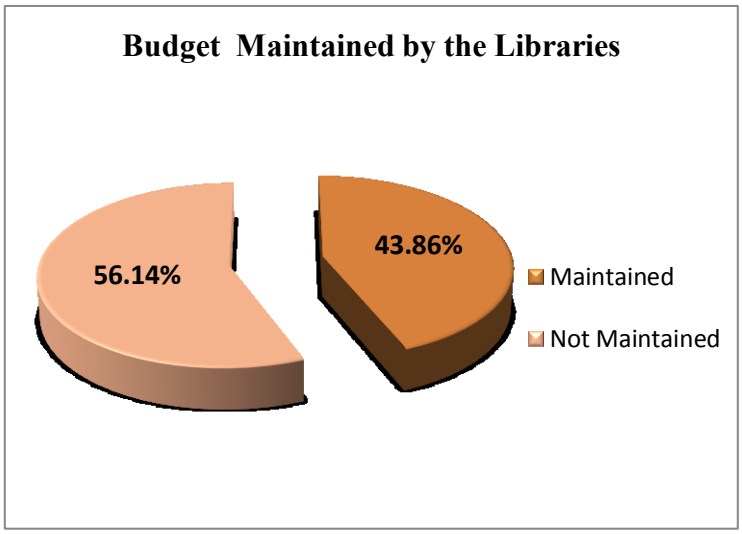


Figure 5.11 : Library Budget Maintained Colleges

### *5.2.10 Library Rules and Caution Money*

All the college libraries have library rules. The libraries provide the rules to the user community by publishing a library rule separately, published in the college prospectus, library Websites or in the library bulletin board etc. A section of the libraries (47.37%) have provision for library caution money.

### *5.2.11 Reading Room Seat Capacity in the Libraries*

All the libraries provide seats for the users. The seat capacity is maximum to the students, followed by the teachers and staff. The Table shows that the average reading room seat capacity of the libraries is 95. It is found that 7.09% colleges have no reading room seats separately for the teachers.

Table 5.23 : List of 10 Libraries having Highest Seat Capacity

| Rank | Name of the College | Seat Capacity |
|---|---|---|
| 1 | Kakojan College | 280 |
| 2 | Sibsagar College | 266 |
| 3 | North Lakhimpur College | 220 |
| 4 | Gargaon College | 160 |
| | Sarupathar College | 160 |
| 5 | Bahona College | 150 |
| | Duliajan College | 150 |
| 6 | S P P College | 140 |
| 7 | Moran College | 135 |
| 8 | Kamargaon College | 130 |
| | Sibsagar Girls' College | 130 |
| 9 | Debraj Roy College | 120 |
| | Dhemaji College | 120 |
| | Doomdooma College | 120 |
| 10 | Dergaon Kamal D College | 115 |
| | Sonari College | 115 |

Table 5.24: Reading Room Seat Capacity

| Sl. No. | Name of The College Library | Reading Room Seat Capacity | | |
|---|---|---|---|---|
| | | Students | Teacher | Total |
| 1 | Amguri College | 50 | 10 | 60 |
| 2 | Bahona College | 150 | | 150 |
| 3 | Bihpuria College | 52 | 20 | 72 |
| 4 | C K B College, Teok | 50 | 12 | 62 |
| 5 | C K B Commerece College | 50 | 10 | 60 |
| 6 | D C B Girls' College | 50 | 30 | 80 |
| 7 | D H S K College | 50 | | 50 |
| 8 | D H S K Commerce College | 50 | 8 | 58 |
| 9 | Debraj Roy College | 100 | 20 | 120 |
| 10 | Dergaon Kamal D College | 100 | 15 | 115 |
| 11 | Dhakuakhana College | 40 | 5 | 45 |
| 12 | Dhemaji College | 120 | | 120 |
| 13 | Dhemaji Commerce College | 90 | 12 | 102 |
| 14 | Dibru College | 80 | 25 | 105 |
| 15 | Dikhowmukh College | 50 | 6 | 56 |
| 16 | Doomdooma College | 100 | 20 | 120 |
| 17 | Drakhya D R College | 50 | 10 | 60 |
| 18 | Duliajan College | 130 | 20 | 150 |
| 19 | Furkating College | 60 | 10 | 70 |
| 20 | Gargaon College | 150 | 10 | 160 |
| 21 | Golaghat Commerce College | 84 | 8 | 92 |
| 22 | H C D G College | 50 | 20 | 80 |
| 23 | Hemo Prova B Girls' College | 50 | 10 | 60 |
| 24 | J B College | 85 | 15 | 100 |
| 25 | J H N S College | 70 | 20 | 90 |
| 26 | Jengraimukh College | 40 | 10 | 50 |
| 27 | Jogananda Dev S G College | 60 | 10 | 70 |

Contd…

Table 5.24: Reading Room Seat Capacity

| Sl. No. | Name of The College Library | Reading Room Seat Capacity | | |
|---|---|---|---|---|
| | | Students | Teacher | Total |
| 28 | Jorhat College | 77 | 15 | 92 |
| 29 | Jorhat K. Mahavidyalaya | 30 | 5 | 35 |
| 30 | Joya Gogoi College | 60 | 10 | 70 |
| 31 | Kakojan College | 250 | 30 | 280 |
| 32 | Kamargaon College | 100 | 30 | 130 |
| 33 | L T K College | 40 | 20 | 60 |
| 34 | Lakhimpur Commerce College | 50 | 10 | 60 |
| 35 | Lakhimpur Girls' College | 70 | 20 | 90 |
| 36 | Madhabdev College | 80 | | 80 |
| 37 | Majuli College | 60 | 10 | 70 |
| 38 | Manohari D K Girls College | 80 | 20 | 100 |
| 39 | Moran College | 120 | 15 | 135 |
| 40 | Moridhal College | 70 | 10 | 80 |
| 41 | Murkong Selek College | 50 | 10 | 60 |
| 42 | Nawboicha College | 40 | 12 | 52 |
| 43 | Nazira College | 90 | 10 | 100 |
| 44 | North Lakhimpur College | 200 | 20 | 220 |
| 45 | Panigaon OPD College | 50 | 10 | 60 |
| 46 | S M D College | 50 | 10 | 60 |
| 47 | S P P College | 120 | 20 | 140 |
| 48 | Sadiya College | 70 | 15 | 85 |
| 49 | Sankardeva Mahavidyalaya | 75 | 10 | 85 |
| 50 | Sarupathar College | 150 | 10 | 160 |
| 51 | Sibsagar College | 250 | 16 | 266 |
| 52 | Sibsagar Commerce College | 40 | 10 | 50 |
| 53 | Sibsagar Girls' College | 110 | 20 | 130 |
| 54 | Sonari College | 105 | 10 | 115 |
| 55 | Tengakhat College | 20 | 10 | 30 |
| 56 | Tinsukia Commerce College | 24 | 8 | 32 |
| 57 | Women's College Tinsukia | 79 | 8 | 87 |

### *5.2. 12 Library Daily User*

The study reveals that, most of the libraries (77.2%) are having more than 150 numbers of library daily user and out of them, more than half of the surveyed libraries (52.6%) are having more than 200 daily users. The average daily user among the surveyed college libraries is 209. The Table 5.25 depicts that, in North Lakhimpur College library and Sibsagar College libraries maximum numbers of daily users (500) visit their libraries.

`

Table 5.25: Daily Library User

| Sl. No. | Name of the College Library | Daily Library User |
|---|---|---|
| 1 | Amguri College | 180 |
| 2 | Bahona College | 125 |
| 3 | Bihpuria College | 190 |
| 4 | C K B College, Teok | 325 |
| 5 | C K B Commerece College | 250 |
| 6 | D C B Girls' College | 250 |
| 7 | D H S K College | 120 |
| 8 | D H S K Commerce College | 200 |
| 9 | Debraj Roy College | 220 |
| 10 | Dergaon Kamal D College | 350 |
| 11 | Dhakuakhana College | 110 |
| 12 | Dhemaji College | 226 |
| 13 | Dhemaji Commerce College | 150 |
| 14 | Dibru College | 80 |
| 15 | Dikhowmukh College | 200 |
| 16 | Doomdooma College | 325 |
| 17 | Drakhya D R College | 175 |
| 18 | Duliajan College | 350 |
| 19 | Furkating College | 190 |
| 20 | Gargaon College | 350 |
| 21 | Golaghat Commerce College | 200 |
| 22 | H C D G College | 150 |
| 23 | Hemo Prova B Girls' College | 170 |
| 24 | J B College | 190 |
| 25 | J H N S College | 210 |

Contd…

Table 5.25: Daily Library User

| Sl. No. | Name of the College Library | Daily Library User |
|---|---|---|
| 26 | Jengraimukh College | 200 |
| 27 | Jogananda Dev S G College | 180 |
| 28 | Jorhat College | 200 |
| 29 | Jorhat K. Mahavidyalaya | 90 |
| 30 | Joya Gogoi College | 220 |
| 31 | Kakojan College | 300 |
| 32 | Kamargaon College | 325 |
| 33 | L T K College | 70 |
| 34 | Lakhimpur Commerce College | 220 |
| 35 | Lakhimpur Girls' College | 80 |
| 36 | Madhabdev College | 190 |
| 37 | Majuli College | 205 |
| 38 | Manohari D K Girls College | 125 |
| 39 | Moran College | 200 |
| 40 | Moridhal College | 250 |
| 41 | Murkong Selek College | 125 |
| 42 | Nawboicha College | 80 |
| 43 | Nazira College | 400 |
| 44 | North Lakhimpur College | 500 |
| 45 | Panigaon OPD College | 125 |
| 46 | S M D College | 210 |
| 47 | S P P College | 175 |
| 48 | Sadiya College | 188 |
| 49 | Sankardeva Mahavidyalaya | 110 |
| 50 | Sarupathar College | 170 |
| 51 | Sibsagar College | 500 |
| 52 | Sibsagar Commerce College | 150 |
| 53 | Sibsagar Girls' College | 250 |
| 54 | Sonari College | 250 |
| 55 | Tengakhat College | 200 |
| 56 | Tinsukia Commerce College | 250 |
| 57 | Women's College Tinsukia | 75 |

### *5.2. 13 Other Best Practices Adopted by the Libraries*

The study reveals that, most of the libraries apply the best practice of library book exhibition (73.7%) and students' participation programmes (73.7%) which has been depicted in Table 5.26 followed by the other best practices adopted by the surveyed libraries such as suggestion box and timely responses with 66.7%, users' feedback practice with 61.4%, both extended library opening hours / hours of service and N List membership with 59.6%, both collection development in different formats and offering library best reader award with 57.9%, use of electronic surveillance system with 54.4%, adopted both in service training/ staff promotional policy and e-books with 50.9%. On the other hand, the less than half of the surveyed libraries apply other best practices like: staff user meet with 49.1%,campus LAN with 40.4%,book talk with 36.8%, both resource generation through external membership and library homepage with 22.8%,library website with12.3%, developing information brochures with10.5% and adopted other best practices with 5.3%.

Table 5.26 : Other Best Practices Adopted in the Libraries

| Sl. No | Name of the College | Other Best Practices Adopted | | | | | | | | | | | | | | | | | |
|---|---|---|---|---|---|---|---|---|---|---|---|---|---|---|---|---|---|---|---|
| | | Collection Development in Deferent Formats | In Service/Staff Promotional Policy | Student Participation Programme | Resource Generation through External Membership | Library Book Exhibition | Extended Library Opening Hours/Hours of Service | Library Best User Award | Book Talk | Users' Feedback Practice | Suggestion Box and Timely Response | Library Home Page for Information Dissemination | A Strong and Dynamic Library Website | Campus LAN | Electronics Surveillance System Like CCTV/RFID | Staff User Meet | Developing Virtual Presence Information Brochures | E - Books | N - List Membership | Others |
| 1 | Amguri College | | √ | √ | | √ | √ | √ | | | | | | √ | | | √ | √ | | |
| 2 | Bahona College | | √ | √ | | | | | | √ | √ | | | | √ | | | | | |
| 3 | Bihpuria College | | | √ | | √ | √ | | | | | | | | | √ | | | | |
| 4 | C K B College | √ | √ | √ | | | √ | √ | | √ | √ | √ | | √ | √ | | | √ | √ | |

Contd...

Table 5.26 : Other Best Practices Adopted in the Libraries

| | | | | | | | | | | | | | | | | | | | | |
|---|---|---|---|---|---|---|---|---|---|---|---|---|---|---|---|---|---|---|---|---|
| 5 | C K B Com. College | √ | | √ | | √ | | √ | | √ | √ | √ | | √ | | √ | | | √ | |
| 6 | D C B Girls' College | | | | | | | | | √ | √ | | | √ | √ | | | √ | √ | |
| 7 | D H S K College | | | | | √ | | | | √ | | | | √ | | √ | | √ | | |
| 8 | D H S K Com. College | | √ | √ | | √ | √ | | √ | √ | √ | | | | √ | | | √ | √ | |
| 9 | Debraj Roy College | √ | √ | √ | √ | √ | √ | | | √ | √ | √ | | √ | √ | √ | | √ | √ | |
| 10 | Dergaon K.D College | √ | √ | | | | | √ | √ | | √ | √ | √ | √ | √ | | | √ | √ | |
| 11 | Dhakuakhana College | | √ | | | | | √ | | | | | | | √ | | | √ | √ | |
| 12 | Dhemaji College | √ | √ | | | √ | √ | √ | | √ | √ | √ | | | √ | √ | | √ | √ | |
| 13 | Dhemaji Com. College | √ | √ | √ | | | | | | | | | | | √ | | | √ | √ | |
| 14 | Dibru College | | | √ | | | | √ | √ | √ | √ | | | √ | | | | √ | √ | |
| 15 | Dikhowmukh College | √ | √ | √ | √ | √ | √ | | √ | √ | √ | | | | | √ | | | | |
| 16 | Doomdooma College | √ | | | | √ | √ | √ | | √ | √ | | | | √ | √ | | √ | √ | |
| 17 | Drakhya D R College | | √ | √ | | | √ | | | | √ | | | | | √ | | | | |
| 18 | Duliajan College | √ | | √ | | √ | √ | | | √ | √ | | | | √ | | | | √ | |
| 19 | Furkating College | | | √ | | | √ | √ | | | √ | | | √ | √ | √ | | √ | √ | |
| 20 | Gargaon College | √ | √ | √ | √ | √ | √ | √ | √ | √ | √ | √ | √ | √ | √ | √ | √ | √ | √ | |
| 21 | Golaghat Commerce College | √ | | | | √ | √ | | | | | √ | | | | | √ | √ | | |
| 22 | H C D G College | √ | √ | √ | | √ | √ | | √ | | √ | | | | | √ | | | | |

Contd...

Table 5.26 : Other Best Practices Adopted in the Libraries

| | | | | | | | | | | | | | | | | | | | | |
|---|---|---|---|---|---|---|---|---|---|---|---|---|---|---|---|---|---|---|---|---|
| 23 | Hemo P.B G. College | | | √ | | √ | | √ | √ | √ | √ | | | | | √ | | √ | √ | |
| 24 | J B College | | | | | | √ | | √ | | | √ | √ | | | | √ | | | |
| 25 | J H N S College | √ | √ | √ | | √ | √ | √ | √ | √ | | √ | | | | √ | | | √ | |
| 26 | Jengraimukh College | √ | √ | √ | | √ | | √ | √ | √ | √ | | | | | √ | | | √ | |
| 27 | Jogananda D.S G College | √ | | √ | | √ | √ | √ | | | √ | √ | | | √ | | | | √ | |
| 28 | Jorhat College | √ | | √ | | √ | √ | √ | | | √ | √ | | | √ | | | √ | √ | |
| 29 | Jorhat Kendriya Mahavidyalaya | | √ | √ | √ | √ | √ | √ | √ | √ | | | | | | | | | | |
| 30 | Joya Gogoi College | √ | √ | √ | | √ | √ | √ | √ | √ | √ | | | | √ | √ | | | √ | |
| 31 | Kakojan College | √ | √ | √ | √ | √ | √ | √ | √ | √ | √ | √ | √ | √ | | | √ | | | |
| 32 | Kamargaon College | √ | √ | √ | √ | √ | √ | √ | | √ | √ | | | √ | √ | √ | √ | √ | √ | |
| 33 | L T K College | | √ | | | | | | | | | | | | √ | √ | | | | |
| 34 | Lakhimpur Com.College | √ | √ | √ | | √ | | √ | √ | √ | √ | | | | | √ | | √ | √ | √ |
| 35 | Lakhimpur G. College | | | | | √ | √ | | | | | | | √ | √ | √ | | √ | | |
| 36 | Madhabdev College | √ | √ | √ | | √ | √ | √ | √ | √ | √ | | | | | | | | | |
| 37 | Majuli College | √ | | √ | √ | √ | √ | √ | | √ | √ | | | √ | √ | √ | | √ | √ | |
| 38 | Manohari D K G College | | | √ | √ | √ | | √ | | | | | | √ | | √ | | √ | | |
| 39 | Moran College | √ | | √ | √ | √ | | | | | | | | √ | √ | | | √ | √ | |
| 40 | Moridhal College | √ | √ | √ | √ | √ | | √ | | √ | √ | | | | | | | √ | √ | √ |

Contd...

Table 5.26 : Other Best Practices Adopted in the Libraries

| | | | | | | | | | | | | | | | | | | | | |
|---|---|---|---|---|---|---|---|---|---|---|---|---|---|---|---|---|---|---|---|---|
| 41 | Murkong S College | √ | | √ | | | √ | | √ | √ | √ | | √ | √ | | | | | √ | |
| 42 | Nawboicha College | | | √ | | √ | √ | | | √ | √ | | | | | √ | | | | |
| 43 | Nazira College | √ | √ | √ | | √ | √ | √ | √ | √ | | √ | √ | √ | √ | √ | | √ | √ | √ |
| 44 | North Lakhimpur College | √ | √ | √ | | | | √ | | √ | √ | | | | √ | √ | | √ | √ | |
| 45 | Panigaon OPD College | | √ | √ | | √ | | | √ | √ | √ | | | | | √ | | | | |
| 46 | S M D College | √ | | √ | | √ | | √ | | | √ | | | √ | √ | | | √ | √ | |
| 47 | S P P College | | | | | √ | √ | √ | | | √ | | | | √ | | | | | |
| 48 | Sadiya College | | | | | √ | √ | √ | | √ | | | | | | √ | | | | |
| 49 | Sankardeva College | | | √ | | √ | | √ | √ | √ | √ | | | | √ | | | | | |
| 50 | Sarupathar College | | | | | | √ | | | | | | √ | √ | | | | | | |
| 51 | Sibsagar College | √ | √ | √ | √ | √ | √ | | √ | √ | | | | | √ | | | | √ | |
| 52 | Sibsagar Com. College | √ | | | | | √ | √ | | √ | √ | | | √ | √ | √ | | | √ | |
| 53 | Sibsagar Girls' College | √ | | √ | √ | √ | | √ | | | √ | | | √ | √ | | | √ | √ | |
| 54 | Sonari College | √ | | √ | √ | √ | √ | √ | | | | | | | √ | | | | | |
| 55 | Tengakhat College | | √ | √ | | √ | | | √ | √ | √ | | | | | √ | | | | |
| 56 | Tinsukia Com. College | √ | | | | √ | | | | | | | | √ | √ | | | √ | √ | |
| 57 | Women's Coll. Tinsukia | | √ | √ | | √ | | | | √ | √ | | | | | | | | √ | |

*5.2. 14 Other Best Practices Adopted by the Libraries and Library Daily User*

The study reveals that, there is a close relationship between the application of best practices and library visit by the users. The Table 5.27 depicts that the daily library users' statistics among the surveyed college libraries is more in the libraries, where the best application of practices are found more.

Table 5.27 Other Best Practices Adopted by the Libraries and Library Daily User

| Sl. No | Name of the College | Number of Other Best Practices Adopted | Daily Library Users |
|---|---|---|---|
| 1 | Amguri College | 8 | 180 |
| 2 | Bahona College | 5 | 125 |
| 3 | Bihpuria College | 4 | 190 |
| 4 | C K B College, Teok | 12 | 325 |
| 5 | C K B Commerce College | 10 | 250 |
| 6 | D C B Girls' College | 6 | 250 |
| 7 | D H S K College | 5 | 120 |
| 8 | D H S K Commerce College | 10 | 200 |
| 9 | Debraj Roy College | 14 | 220 |
| 10 | Dergaon Kamal D College | 11 | 350 |
| 11 | Dhakuakhana College | 5 | 110 |
| 12 | Dhemaji College | 12 | 226 |
| 13 | Dhemaji Commerce College | 6 | 150 |
| 14 | Dibru College | 8 | 80 |
| 15 | Dikhowmukh College | 10 | 200 |
| 16 | Doomdooma College | 10 | 325 |
| 17 | Drakhya D R College | 5 | 175 |
| 18 | Duliajan College | 8 | 350 |
| 19 | Furkating College | 9 | 190 |
| 20 | Gargaon College | 18 | 350 |
| 21 | Golaghat Commerce College | 6 | 200 |
| 22 | H C D G College | 8 | 150 |

Contd…

Table 5.27 Other Best Practices Adopted by the Libraries and Library Daily User

| Sl. No. | Name of the College | Number of Other Best Practices Adopted | Daily Library Users |
|---|---|---|---|
| 23 | Hemo Prova B Girls' College | 9 | 170 |
| 24 | J B College | 5 | 190 |
| 25 | J H N S College | 11 | 210 |
| 26 | Jengraimukh College | 10 | 200 |
| 27 | Jogananda Dev S G College | 9 | 180 |
| 28 | Jorhat College | 10 | 200 |
| 29 | Jorhat K Mahavidyalaya | 8 | 90 |
| 30 | Joya Gogoi College | 12 | 220 |
| 31 | Kakojan College | 14 | 300 |
| 32 | Kamargaon College | 15 | 325 |
| 33 | L T K College | 3 | 70 |
| 34 | Lakhimpur Commerce College | 12 | 220 |
| 35 | Lakhimpur Girls' College | 6 | 80 |
| 36 | Madhabdev College | 9 | 190 |
| 37 | Majuli College | 13 | 205 |
| 38 | Manohari Devi K Girls' College | 7 | 125 |
| 39 | Moran College | 8 | 200 |
| 40 | Moridhal College | 11 | 250 |
| 41 | Murkong Selek College | 9 | 125 |
| 42 | Nawboicha College | 6 | 80 |
| 43 | Nazira College | 16 | 400 |
| 44 | North Lakhimpur College | 10 | 500 |
| 45 | Panigaon OPD College | 7 | 125 |
| 46 | S M D College | 9 | 210 |
| 47 | S P P College | 5 | 175 |
| 48 | Sadiya College | 5 | 188 |
| 49 | Sankardeva Mahavidyalaya | 7 | 110 |
| 50 | Sarupathar College | 3 | 170 |
| 51 | Sibsagar College | 10 | 500 |
| 52 | Sibsagar Commerce College | 9 | 150 |
| 53 | Sibsagar Girls' College | 10 | 250 |
| 54 | Sonari College | 7 | 250 |
| 55 | Tengakhat College | 7 | 200 |
| 56 | Tinsukia Commerce College | 6 | 250 |
| 57 | Women's College Tinsukia | 6 | 75 |

The Table 5.28 depicts the top five colleges under study, based on the application of more other best practices in the college libraries.

Table 5.28 Top Five Other Best Practices Adopted Libraries of the Surveyed Colleges

| Rank | Name of the college | Total Number of Other Best Practices Adopted |
|---|---|---|
| 1 | Gargaon College | 18 |
| 2 | Nazira College | 16 |
| 3 | Kamargaon College | 15 |
| 4 | Debraj Roy College | 14 |
| | Kakojan College | 14 |
| 5 | Majuli College | 13 |

### *5.2.12 N-LIST Membership*

In the website of INFLIBNET (as on 09.02.2016) the Colleges having N-LIST Membership covered in the study are shown in the Table 5.29. More than three fourth of the libraries (77.19%) of the study area have membership of N-LIST.

Table 5.29 : Colleges having N-LIST membership of the study area

| Sl.No. | Name of the Colleges | Sl.No. | Name of the Colleges |
|---|---|---|---|
| 1 | Amguri College | 23 | Jogananda DSG College |
| 2 | Bihpuria College | 24 | Jorhat College |
| 3 | CKB Commerce College | 25 | Jorhat K Mahavidyalaya |
| 4 | CKB College,Teok | 26 | Joya Gogoi College |
| 5 | DHSK College | 27 | Kakojan College |
| 6 | DHSK Commerce College | 28 | Kamargaon College |
| 7 | DR College | 29 | Lakhimpur Comm. College |
| 8 | DKD College | 30 | Lakhimpur Girls College |
| 9 | DCB Girls College | 31 | Majuli College |
| 10 | Dhakuakhana College | 32 | MDK Girls College |
| 11 | Dhemaji College | 33 | Moran College |
| 12 | Dhemaji Commerce College | 34 | Moridhal College |
| 13 | Dibru College | 35 | Murkong Selek College |
| 14 | Doomdooma College | 36 | Nazira College |
| 15 | Duliajan College | 37 | North Lakhimpur College |
| 16 | Furkating College | 38 | Sarupathar College |
| 17 | HCDG College | 39 | Sibsagar Commerce College |
| 18 | HPB Girls College | 40 | Sibsagar Girls College |
| 19 | JDSG College | 41 | SMD College |
| 20 | J B College | 42 | The Gargaon College |
| 21 | Jengraimukh College | 43 | Sibsagar College |
| 22 | Jhanji H N College | 44 | Tinsukia Commerce College |

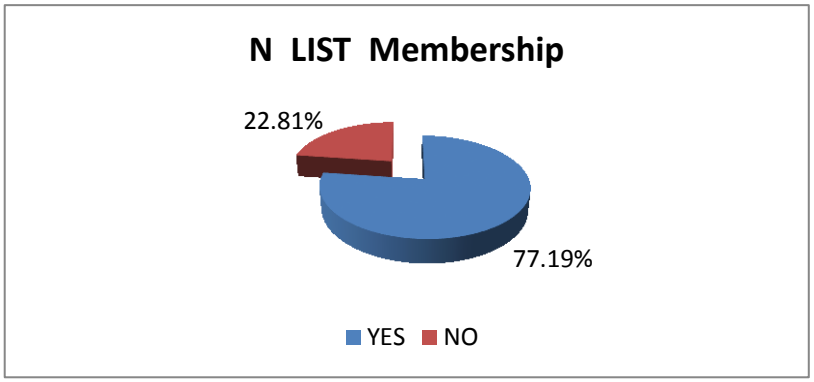


Figure. 5.12 : NLIST membership of the Colleges

## 5.3 LIBRARIANS' GENERAL INFORMATION

The scholar has found positive about the librarians attitude during the data collection for the study. In some colleges, the post of the librarian is lying vacant due to retirement or the librarian left the post for better position or career enhancement.

### 5.3.1 Librarians' Professional Qualification

Most of the librarians of the colleges are professionally competent to serve their libraries. The Table 5.30 indicates that about half of the librarians (43.86%) have highest professional degree is MLISc, followed by M.Phil. (38.6%), BLISc (14.04%). About 4% librarians are having Ph.D. as the highest professional degree in the study area.

Table 5.30: Librarians Professional Qualification

| Professional Qualification | | | | |
|---|---|---|---|---|
| Degree | BLISc | MLISc | M.Phil | Ph.D. |
| Persons | 8 | 25 | 22 | 2 |
| Percentage | 14.04% | 43.86% | 38.6% | 3.5% |

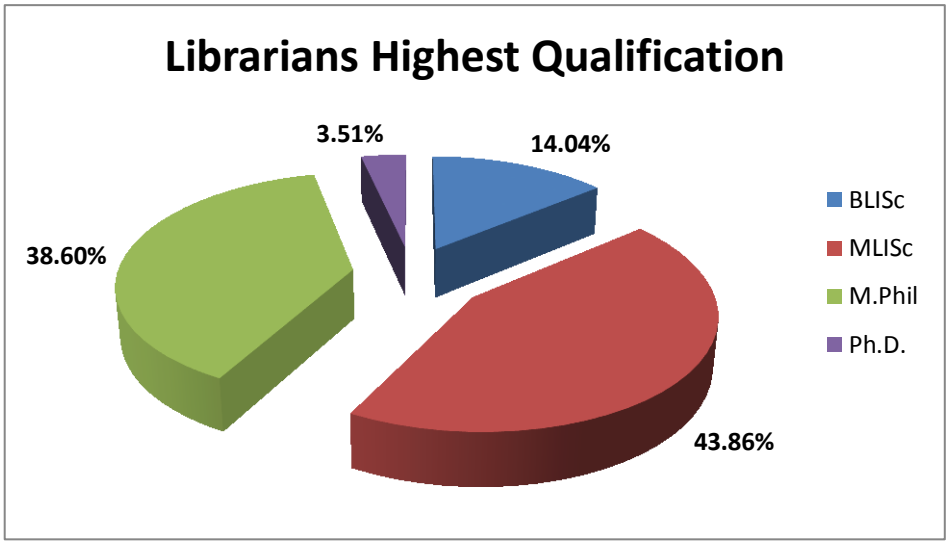


Figure 5.13: Librarians Highest Professional Degree

### 5.3.2 Librarians' Seminar /Workshop participation

Most of the librarians (87.72%) participate in seminars and workshops for their career enhancement. Majority of the librarians participate in national seminar followed by state and international level. The Table 5.31 depicts that, the average number of participation to national level is 8.12, followed by state level 5.14 and International level is 0.75.

Table 5.31 : Librarians' Seminar /Workshop Participation

| Librarians Seminar /Workshop participation | | |
|---|---|---|
| State Level | National Level | International Level |
| 293 | 463 | 43 |

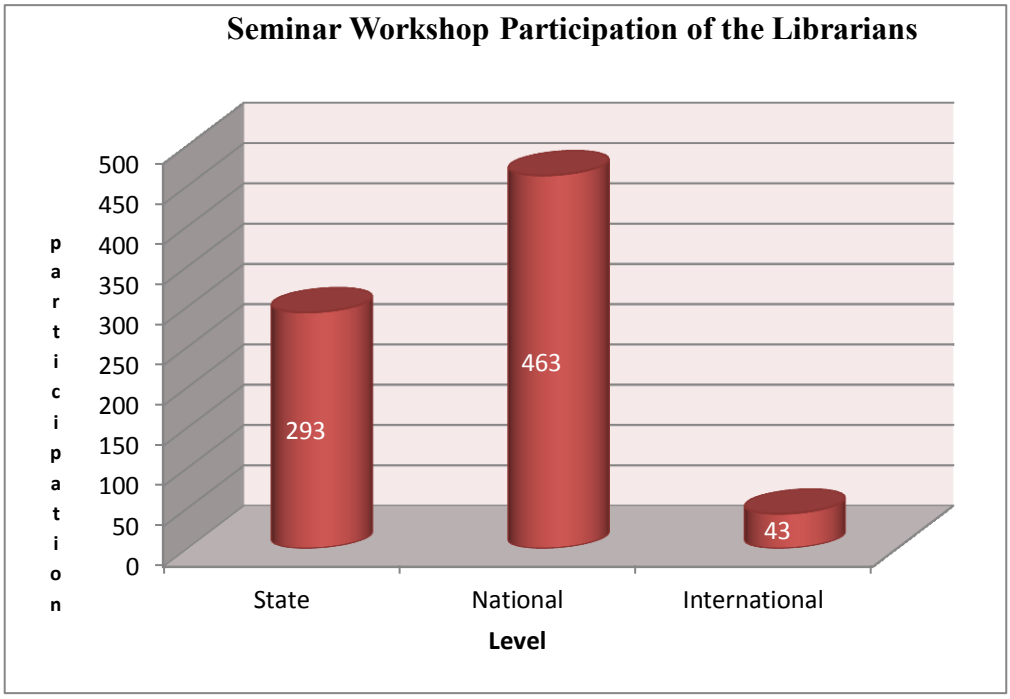


Figure 5.14: Librarians' Seminar /Workshop Participation

### 5.3.3 Librarians' Publication Status

Majority of the librarians (91.23%) are having publications of books, seminar papers, journal articles etc. The average number of such publication is 5.48. More than half of the librarians (58%) are having 1-4 publications, followed by 20% librarians who have 5-9 publications, 16% librarians who have 10-14 publications and only 6% librarians having 15-19 publications.

Table 5.32: Librarians' Publication Status

| Librarians Publication Status | | | |
|---|---|---|---|
| 1-4 Numbers | 5-9 Numbers | 10-14 Numbers | 15-19 Numbers |
| 29 | 10 | 8 | 3 |

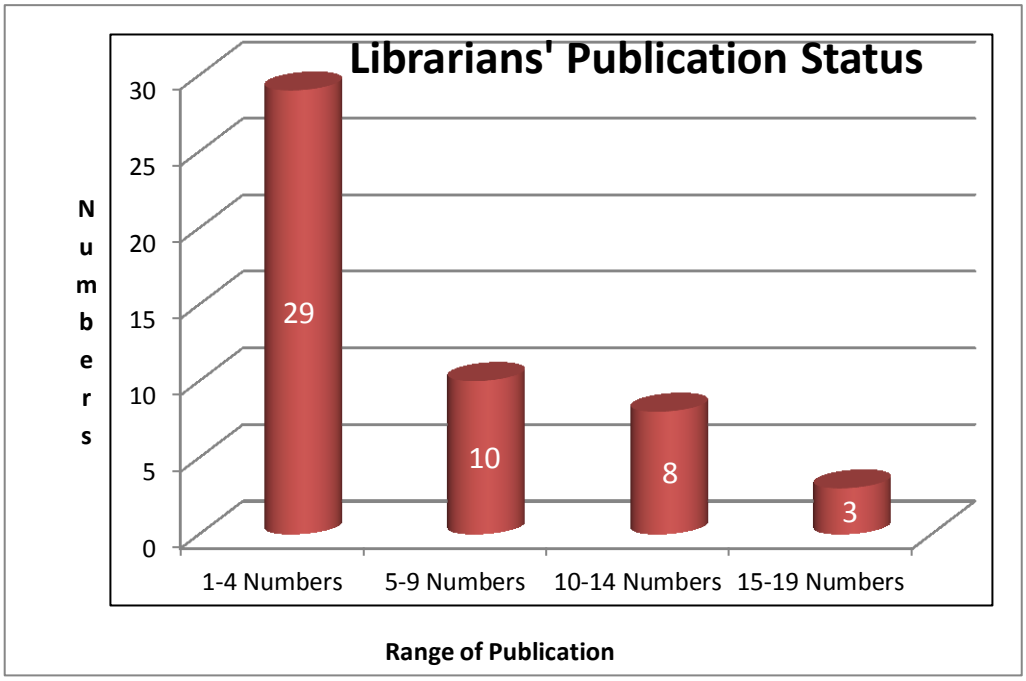


Figure 5.15: Librarians' Publication Status

## 5.4 BEST PRACTICES AND MODERNIZATION IN THE SURVEYED COLLEGE LIBRARIES

All the surveyed colleges provide platform for the best practices and modernization in the college libraries by providing various facilities and services viz. : all the colleges are affiliated to Dibrugarh University and under 2(f) and 12 (B) of UGC, and get financial grants from UGC, all the surveyed colleges have accredited by NAAC and for this process, the libraries have tremendously modernized their services and witnessed various best practices performed through their IQAC , the colleges are supervised /inspected by the experts of Dibrugarh University time to time. Accordingly, the libraries have been given proper weightage in this process, about half of the college libraries (47) practice open access ( 82.46%), followed by 7 libraries (12.28%) closed and 3 libraries (5.26%) restricted access, all the college authorities form the library committee as per the

instructions provided by the DHE, Assam , all the college libraries receive budget from the parent organization. The sources of the budget are mainly the student's fee/fine and grants receive from UGC, State / Central Government and earned through providing external memberships, reprography or other services, the researcher has directly observed during the data collection that most of the colleges have separate library building, all the colleges have sufficient stack room and separate reading rooms, most of the colleges (89.5%) have separate reference sections in the libraries, nearly three fourth of the libraries (71.9%) have provision for the separate processing section, about 76% libraries have Book Bank section for giving service to the poor students , more than half of the surveyed libraries (57.9%) provide the Best Reade Award most of the libraries (98 %) use standard library software SOUL, majority of the libraries (86%) have separate periodical section, more than half of the surveyed college libraries (59.7 %) are having N-List membership, about one fourth of the surveyed libraries (22.81 %) have developed library home page for information dissemination and about 13 % libraries have a strong and dynamic library Website, more than three fourth of the libraries (77.2 %) have reprographic facility, about 60% libraries have separate computer section, more than half of the surveyed libraries (54.4%) are having electronic surveillance system (only CCTV) for smooth management, separate librarian's chamber is available in most of the libraries (86%), more than half of the libraries maintaining records for circulation section in computerised forms (54.4%) and rests are maintaining it manually (56.14%). A section of the library (10.53%) maintains records both in manual and computerised forms, average number of computers available in the surveyed libraries is 5.62, majority of the college libraries (68%) introduced computer

2005 onwards, most of the libraries use operating system i.e. Windows 7 (82%) followed by Windows XP (46%) and Windows 8 (14%), all the libraries of the study are found the use of some other best practices also. More than 35 % of the libraries apply 10 - 19 other best practices which ultimately attract the user community to the library. The Gargaon College Library ranked first and the Nazira College Library ranked second in the application of other best practices among the libraries.

## 5.5 CONCLUSION

It is true that no academic institution can survive without a strong library and unable to achieve the goals and fulfill the vision and mission of the concerned institution. The college libraries are expected to provide best services and facilities to the user community to attain the objectives of the parent organisation. The status of the best practices of the college libraries under Dibrugarh Universities have been understood from above discussion and found scope for more modernisation through IT application and innovative practices.