A
TribuTe
To my
Beloved MoM

DECLARATION

I do here by declare that my Ph.D. research work entitled **"THE EDUCATIONAL STATUS OF DIMASAS : A CASE STUDY"** submitted to the Assam University for the partial fulfillment of Ph.D Degree is a result of the investigation carried out by me under the guidance and supervision of Professor N.B. Biswas, Dean, Ashutosh Mukhopadhyay School of Educational Sciences, Assam University, Silchar and Co-supervisor Professor M.A. Ansari, Department of Economics, Assam University, Silchar.

I further declare that this Ph.D research work has not been previously submitted by me or others either in this or any other University for any other Degree or Diploma or fellowship.

Date: **(Surat Basumatary)**
Place: Assam University, Silchar

ACKNOWLEDGEMENT

This acknowledgement is not merely a formal thank-note; it is the best way I could attempt to convey my sincere gratitude and respect for those who have been indispensable in completing this thesis. My initial thanks are always reserved for the Almighty who has provided me the strength and bestowed me with providence to carry this out to the best of my ability.

I express my whole hearted gratitude to my guide Prof N. B. Biswas, Dean, A. M. School of Educational Sciences, Assam University, Silchar, for his love and care, expert guidance, suggestions, extraordinary insights and supervision. I acknowledge his greatness for finding the potentialities in me as a researcher and for nurturing it, and for showing the right path in every step of the study. I am also thankful to my co-supervisor, Prof. M.A. Ansari, Department of Economics, Assam University, Silchar, for his encouraging words and blessings. I also thank all other teachers and non-teaching staff of the Department of Education, Assam University, Silchar for their motivation and help.

I extend my sincere thanks to all my friends, Principal and colleagues of Radhamadhab College, Silchar, and all the well wishers who have supported and helped me to fulfill this task in any way.

My heartfelt gratitude and thanks are extended to my friends, Prasenjit, Ranudar, Nijoy Debabrata and Galim specially for cooperating me in carrying out the investigation.

In the course of the research work I visited a number of libraries and institutions. Prominent among these are the Central library of Assam University, Library of Gauhati University, Library of NEHU, Library of Rajib Gandhi University (Daimuk), The North Eastern Social Research Centre, Karghuli, Guwahati, Library of Radhamadhab College, Silchar.

During the years of my strenuous research efforts, my father, late my mother and wife Rina and daughter Swrjee provided me all the needed moral and material supports.

Finally, the investigator wishes to acknowledge the help received from the authors whose works have been consulted in this research.

While utmost care was taken towards the maintaining accuracy, it goes without saying that I fully shoulder the responsibilities of any inadvertent error that might have crept in.

Date: **SURAT BASUMATARY**
Place**:**

CONTENTS

Declaration

Certificate

Preface

Acknowledgement

List of tables x-xiii

List of figures xiv-xv

List of maps xvi-xix

CHAPTER – I : EMERGENCE OF THE STUDY 1-65

1.1. Education and Human Life: 1

1.2. Significance of Education in Our Life 4

1.3. Tribes and Education 7

1.4. Tribal Education and Economic Development 9

1.5. Socio-Economic Status of Tribes 11

1.6. Tribes in India 19

1.7. The Five Year Plans and Tribal Development 25

1.8. Tribal Sub Plan 34

1.9. Scheduled areas 38

1.10 Primary Education and Importance 40

1.11. Secondary Education 59

1.12. Statement of the problem 64

1.13. Objectives of the study 64

1.14. Delimitation of the study 64

Reference 65

CHAPTER – II: THEORETICAL FRAMEWORK OF THE STUDY 66-158

2.1. Introduction 66

2.2. Climate and Rainfall 68

2.3. Flora and Fauna 69

2.4. Minerals 69

2.5. Tribals 70

2.6. Area and Population 70

2.7. Religion 71

2.8. Cultural Life 72
2.9. Educational Programmes for Backward Groups
2.10. Hill Districts 73
2.11. Scheduled Castes and Scheduled Tribes 76
2.12. Backward/Hilly/Sparsely Populated/Border Areas 85
2.13. Socio-Economic Features of Assam 86
2.14. Agriculture 90
2.15. Industry 90
2.16. Education System 91
2.17. The Dimasa : A Brief History 134
2.18. Social System and Clans of the Dimasa 136
2.19. Caste System of Dimasa 137
2.20. Marriage System of Dimasa 138
2.21. Birth and Death 140
2.22. Food Habits and Dress 140
2.23. Adoption of Child 141
2.24. Status of Women 141
2.25. Nodrang 142
2.26. Dima Hasao District 143
2.27. Karbi-Anglong District 152
2.28. Cachar District 157

CHAPTER – III: REVIEW OF RELATED LITERATURE 159-196

3.1. Introduction 159
3.2. Studies conducted in National level 160
3.3. Studies conducted in Abroad 183
3.4. Studies conducted in the North-East Region 185

CHAPTER – IV: METHODOLOGY 197-207

4.1. Introduction 197
4.2. Population 199
4.3. Sample of the Study 200
4.4. Tools Used in the Study 205
4.5. Pilot Study 206
4.4. Data Collection 206

CHAPTER – V: ANALYSIS AND INTERPRETATION OF DATA 208-249

5.1. Section I: Development of Education 208

5.2. Section II : Education of the households members 229

5.3. Section III : Problems of the Schools 234

CHAPTER – VI: MAJOR FINDINGS, SUGGESTION AND CONCLUSION 250-259

6.1. Dima Hasao District 250

6.2. Karbi-Anglong District 252

6.3. Cachar District 254

6.4. Dima Hasao District 255

6.5. Karbi-Anglong District 255

6.6. Cachar district 256

6.7. Suggestions 256

6.8. Further Studies 258

6.9. Conclusion 258

BIBLIOGRAPHY 260-268

APPENDICES

Appendix 'A' Questionnaire for Conducting Final Survey

Appendix 'B' Problem Checklist

Appendix 'C' Publications, Participation with or without Papers in Regional, National and International Level of Seminars and Participation in Work Shops

LIST OF TABLES

		Page Nos.
Table 1.1	Percentage of plans and expenditure for Tribal Development Programmes	36
Table 2.1	Basic facts of Assam's Population as per 1991 and 2001 census	71
Table 2.2	Distribution of Population by religion in Assam	71
Table 2.3	Educational Institutions in the Districts of Karbi Anglong and North Cachar	75
Table 2.4	Proposed Out lay for TSP and SCCP Areas (1995-96)	78
Table 2.5	Literacy Rate of SCs and STs of Assam (1991)	79
Table 2.6	SC/ST Students in Educational Institutions (1993-94)	80
Table 2.7	Number of SC Students by Stages (1990-91 to 1993-94)	81
Table 2.8	GER of SC Students by Stages (1990-91 to 1993-94)	82
Table 2.9	Number of ST Students by Stages (1990-91 to 1993-94)	83
Table 2.10	GER of ST Students by Stages (1990-91 to 1993-94)	84
Table 2.11	Demographic Profile of Districts	87
Table 2.12	Estimated Birth and Death Rates (1986-1991)	88
Table 2.13	Estimated Infant Mortality Rates (1991	89
Table 2.14	Number of Institutions and Students' Enrolment (1993-94)	94
Table 2.15	Gross Enrolment Ratio (1993-94)	95
Table 2.16	Dropout Rates (1993-94)	96
Table 2.17	Teachers in Schools (1993-94)	96
Table 2.18	Number of Schools (1975-76 to 1993-94)	98
Table 2.19	Enrolment in Schools (1975-76 to 1993-94)	98
Table 2.20	Gross Enrolment Ratio by Stages (1975-76 to 1993-94)	101
Table 2.21	Statistics on Teachers (1975-76 to 1993-94)	101
Table 2.22	Institutions of Higher Education: A Comparison (1974-75 and 1993-94)	102

Table 2.23	Enrolment in Institutions of Higher Education (1975-76 to 1993-94)	102
Table 2.24	Literacy Rate by Areas (1991)	103
Table 2.25	District-Wise Literacy Rate (1991)	104
Table 2.26	Schooling Facilities in Rural Habitations (1993)	105
Table 2.27	Table showing vocational education at the secondary stage	123
Table 2.28	Distribution of Tribes, Population and Religion in Dima Hasao District	147
Table 2.29	Distribution of Demographic feature of Dima Hasao District	151
Table 2.30	Areas of Rural and Urban	153
Table 2.31	Distribution of Population in Karbi-Anglong District in terms of Male, Female and SC and ST	154
Table 2.32	Literacy Rate in Decade-wise in the District	154
Table 2.33	Development Blocks and its headquarters (Sub-Division-wise)	155
Table 4.1	Education of Heads of the Households of the three Districts	201
Table 4.2	Education of the Family Members of the Households (Three Districts)	201
Table 4.3	Percentage of Education of the Family Members of the Three Districts	201
Table 4.4	Distribution of Literacy Rate of Male and Female of the Community (Three District Household Samples of Study)	202
Table 4.5	Percentage of Problems of Primary Schools in Three District	202
Table 4.6	Percentage of problems of M E Schools in Three District:	202
Table 4.7	Distribution of Problems of High Schools in Three District: (Percentage - Wise)	203
Table 4.8	Annual Income of the Households (In Dima Hasao District)	203
Table 4.9	Distribution of Occupations of the Household Heads and Members (Dima Hasao District)	203
Table 4.10	Annual Income of the Households of Cachar District	204

Table 4.11	Distribution of Occupations of the Household Heads and Member (Cachar District)	204
Table 4.12	Distribution of Annual Income of the Household (Karbi-Anglong District)	204
Table 4.13	Distribution of Occupations of the Household Heads and Members (In Karbi-Anglong District)	205
Table 4.14	Percentage in Different Categories of Occupations of the Three Districts	205
Table 5.1	Total Number of Students Enrolled in Different Schools	209
Table 5.2	Total Number and Percentage of Dimasa Students Enrolled in Different Schools	211
Table 5.3	Comparison of General and Dimasa Students Enrolled in Different Categories of Schools	212
Table 5.4	Comparison of Male and Female of General and Dimasa Students Enrolled in Different Categories of School	214
Table 5.5	Total Number of Students Enrolled in Different Categories of Schools	216
Table 5.6	Number of Dimasa Students in Different Categories of Schools (Male and Female)	217
Table 5.7	Comparison of Total General and Dimasa Students	219
Table 5.8	Comparison of Dimasa and General Students Enrolled in Different Categories of Schools (Male and Female in Percentage)	220
Table 5.9	Total Number of Students Enrolled in Different Categories of Schools (Male and Female)	222
Table 5.10	Number of Dimasa Students in Different Categories of Schools	223
Table 5.11	Comparison of Total General and Dimasa Students in Different Categories of Schools	225
Table 5.12	Comparison of Total Male and Female Students of General and Dimasa (In Different schools Different Categories of Schools)	227
Table 5.13	Education of Heads of the Households of the three Districts	229
Table 5.14	Distribution of family members of Three Districts	230

Table 5.15	Education of the Family Members of the Households (Three Districts)	230
Table 5.16	Percentage of Education of the Family Members of the Three District	230
Table5.17	Distribution of Literacy Rate of Male and Female of the Community (Three Districts Household Samples of study)	233
Table 5.18	Distribution Problems of Primary Schools in Three District	234
Table 5.19	Percentage of Problems of Primary Schools in Three District	234
Table 5.20	Problems of M E Schools in Three Districts	236
Table 5.21	Percentage of problems of M E Schools in Three District	237
Table 5.22	Problems of High Schools of Three Districts:	238
Table 5.23	Distribution of Problems of High Schools in Three District (In Percentage Wise)	239
Table 5.24	Annual Income of the Households (In Dima Hasao District)	240
Table 5.25	Distribution of Occupations of the Household Heads and Members (Dima Hasao District)	241
Table 5.26	Annual Income of the Households of Cachar District	242
Table 5.27	Distribution of Occupations of the Household Heads and Members (Cachar District)	243
Table 5.28	Distribution of Annual Income of the Household (Karbi-Anglong District)	245
Table 5.29	Distribution of Occupations of the Household Heads and Members (In Karbi-Anglong District)	245
Table 5.30	Distribution of Different Categories of Occupations of the Three District (A Comparative Analysis)	247
Table 5.31	Percentage in Different Categories of Occupations of the Three Districts	247
Table5.32	Distribution of Annual Income of the Total Households of the Three Districts (Household Samples of the Study)	248
Table 5.33	Total Annual Income of the Household in Percentage	249

LIST OF FIGURES

FIG.5.1 Percentage of Total Number of Students Enrolled in Different Categories of School

FIG.5.2 Total Number of Dimasa Students Enrolled in Different Schools in Percentage

FIG. 5.3 Graphical Presentation of Comparison of General and Dimasa Students Enrolled in Different Categories of Schools

FIG. 5.4 Comparison of Male and Female of General and Dimasa Students Enrolled in Different Categories of Schools in Percentage

FIG.5.5 Percentage of Total Number of Students Enrolled in Different Categories of Schools

FIG 5.6 Graphical Representations of Total Number of Dimasa Students Enrolled in Different Categories of Schools

FIG.5.7 Graphical Representations of Total General and Dimasa Student

FIG 5.8 Comparison of Dimasa and General Students Enrolled in Different Categories of Schools

FIG 5.9 Percentage of Total Number of Students Enrolled in Different Schools of Category

FIG 5.10 Percentage of Total Number of Dimasa Students in Different Categories of schools

FIG 5.11 Percentage of Comparison of Total General and Dimasa Student (Different Categories of Schools)

FIG 5.12 Percentage of Comparison of Male and Female Students of General and Dimasa Students (In Cachar District)

FIG 5.13 Education of the Household Members of the Three Districts (In Percentage)

FIG.5.14 Percentage of Literacy of Three District in Different Categories

FIG.5.15 Graphical Representations of Literacy Rate of Three District

FIG.5.16 Different Problems of Primary Schools in the Three District

FIG.5.17 Problems of M E Schools in Percentage-Wise of the Three District

FIG.5.18 The Problems of High Schools in Three Districts (Percentage-Wise)

FIG.5.19 Percentage of the Occupations of the Heads and Family Members of the Household in Dima Hasao District

FIG.5.20 Percentage of Occupations of the Heads and Members of the Household (Cachar District)

FIG 5.21 Distribution of Occupations of the Heads and Members of the Households (Karbi-Anglong District)

FIG.5.22 Different Categories of Occupations of the Three District in Percentage-Wise

LISTS OF MAPS

ASSAM

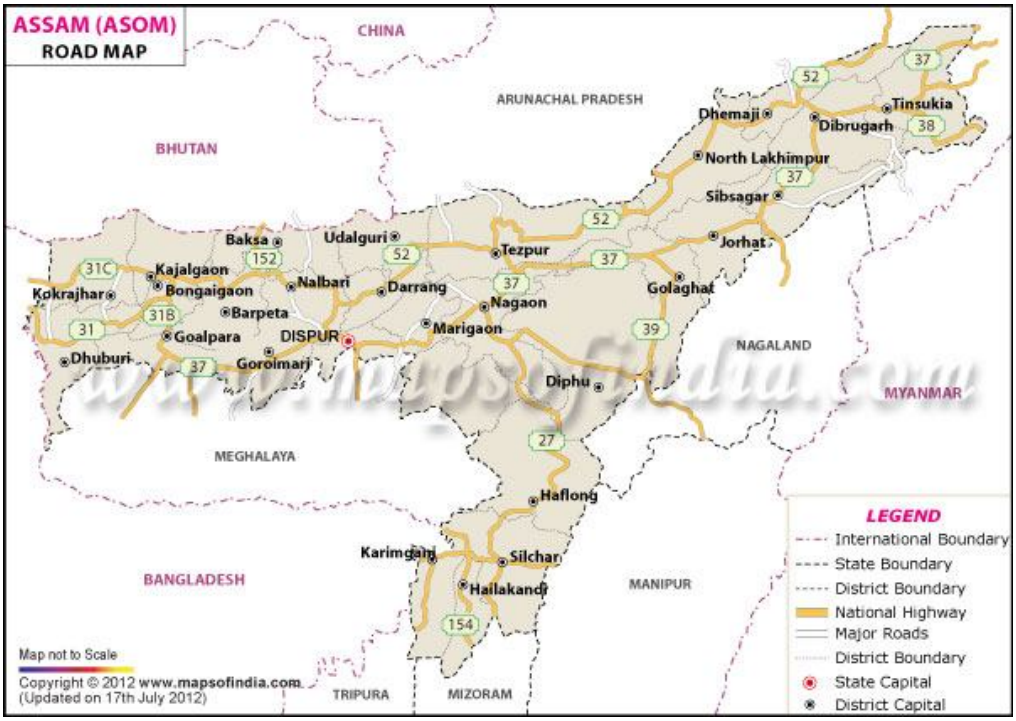

Source: www.mapsofindia.com

KARBI-ANGLONG

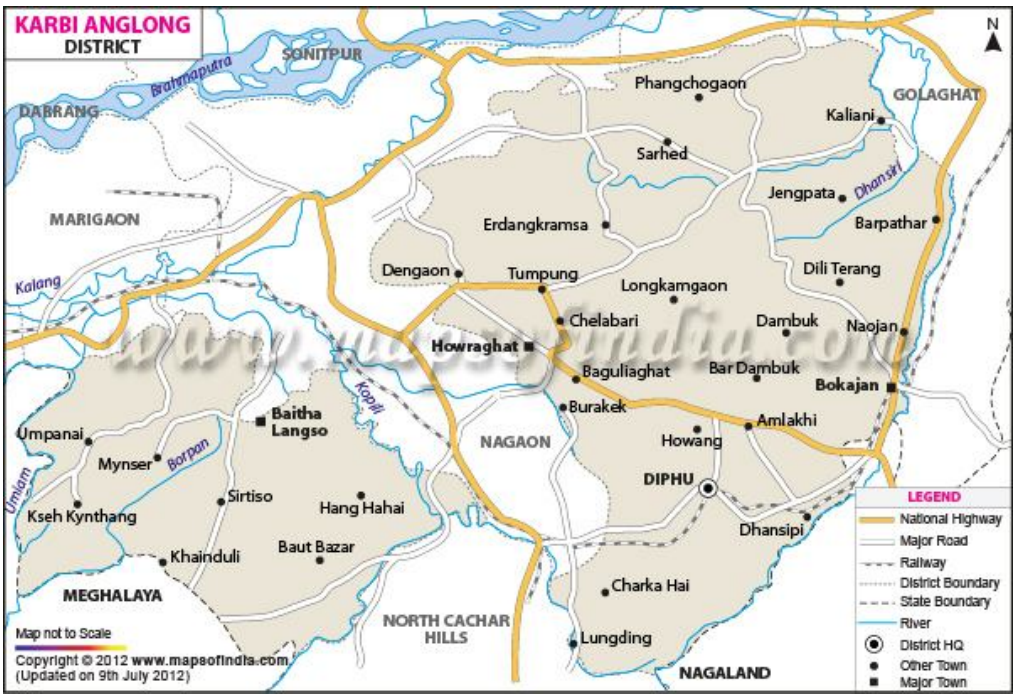

Source: www.mapsofindia.com

CACHAR DISTRICT

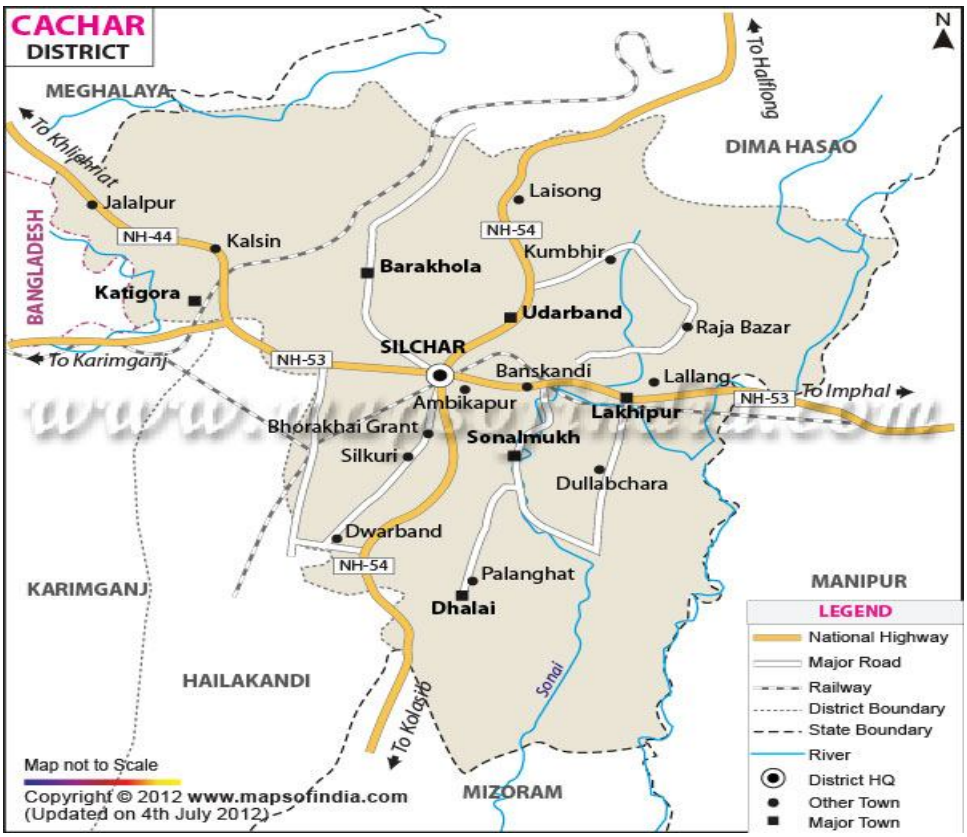

Source: www.mapsofindia.com

DIMA HASAO DISTRICT

Source: www.mapsofindia.com