LIST OF TABLES

Table No.	Caption	Page No.
1.1	Sample of the Muslim Students Distributed into Higher Education Institutions in Silchar Town by Their Gender and Residence	14
3.1	Population and Growth in Silchar Town, 1951-2011	42
3.2	Urban Agglomeration Constituent of Silchar Town	42
3.3	Demographic Profile of Silchar Town, 2001	43
3.4	Municipal Wards, Their Areas and Population of Silchar Town, 2011	47
3.5	Educational Institutions in Silchar 2009-10	52
4.1	Level of Education among the Students by Gender and Residence	70
4.2	Streams of Study among the Students by Gender and Residence	71
4.3	Programmes of Study among the Students by Gender and Residence	71
4.4	Class/ Semester-Wise Distribution of the Students by Gender and Residence	72
4.5	Medium of Instruction among the Students by Gender and Residence	73
4.6	Types of Academic Course among the Students by Gender and Residence	73
4.7	Honours Papers at Graduate Level among the Students by Gender and Residence	74
4.8	Job Ambition in Life among the Students by Gender and Residence	75
4.9	Duration of Scholarship Received among the Students by Gender and Residence	76
4.10	Participation of the Students in Extra-curricular Activities by Gender and Residence	77

4.11	Age Groups of the Respondents by Gender and Residence	78
4.12	Gender of the Respondents by Residence	79
4.13	Religious Sect of the Respondents by Gender and Residence	79
4.14	Class of the Respondents by Gender and Residence	80
4.15	Regional Identity of the Respondents by Gender and Residence	81
4.16	Residence of the Respondents by Gender	81
4.17	Linguistic Community of the Respondents by Gender and Residence	82
4.18	Size of Family among the Respondents by Gender and Residence	83
4.19	Types of Family of the Respondents by Gender and Residence	83
4.20	Age Structure of the Family Members among the Respondents by Gender and Residence	84
4.21	Family Composition by Gender and Residence	85
4.22	Family Composition by Marital Status, Gender and Residence	85
4.23	Family Composition by Marriage-age Category by Gender and Residence	86
4.24	Under-age Married Males by Age-at-Marriage	86
4.25	Under-age Married Females into the Age-at-Marriage	87
4.26	Family Composition by Educational Qualification, Gender and Residence	88
4.27	Occupational Types of Family among Students by Gender and Residence	89
4.28	Annual Family Income by Gender and Residence	90
4.29	Mother Tongues of Students by Gender and Residence	91
4.30	Family Composition by Languages Known, Gender and Residence	92
4.31	Gender of Landholding Owner in the Family of Students by Gender and Residence	92
4.32	Landholding Size among Families of Students by Gender and Residence	93
4.33	Household Landholding among the Students by Gender and Residence	93

4.34	Cultivable Landholding of Families among the Students by Gender and Residence	94
4.35	Uses of Cultivable Landholding among Families of the Students by Gender and Residence	95
4.36	Uncultivable Landholding among Families of the Students by Gender and Residence	95
4.37	Uses of the Uncultivable Landholding among Families of the Students by Gender and Residence	95
4.38	Types of House among the Students by Gender and Residence	96
4.39	Types of Rooms in Houses among the Students by Gender and Residence	97
4.40	Types of Kitchen in Houses among the Students by Gender and Residence	98
4.41	Types of Bathroom in Houses among the Students by Gender and Residence	98
4.42	Types of Accommodation among the Students by Gender and Residence	99
4.43	Electricity Facility among Students by Gender and Residence	99
4.44	Types of Drinking Water Facility among the Students by Gender and Residence	100
4.45	Sanitation Facility among the Students by Gender and Residence	100
4.46	Native Place of the Students by Gender and Residence	101
4.47	Duration of Residence in Silchar Town among the Students by Gender and Residence	102
4.48	Domestic Gadgets Used in Houses of the Students by Gender and Residence	102
4.49	Household Consumption Level among the Students by Gender and Residence	104
4.50	Source of Religious Education among the Students by Gender and Residence	105
4.51	Ability of Students to Read the Quran by Gender and Residence	105

4.52	Religious Rituals Observed by Families among the Students by Gender and Residence	106
4.53	Most Common Dressing Pattern among the Male Students by Residence	107
4.54	Most Common Dressing Pattern among the Female Students by Residence	107
4.55	Characteristics of a Candidate for Vote Casting among the Students by Gender and Residence	108
4.56	Kind of Treatment of Diseases Taken in Families among the Students by Gender and Residence	109
5.1	Access and Ranking of ICTs among the Students by Gender and Residence	112
5.2	Types of Radio Set in Families of the Students by Gender and Residence	113
5.3	Types of Family Television Set among the Students by Gender and Residence	114
5.4	Home TV Connection among the Students by Gender and Residence	114
5.5	Place of Access to Newspapers among the Students by Gender and Residence	115
5.6	Place of Magazine Access among the Students by Gender and Residence	116
5.7	Place of Radio Listening among the Students by Gender and Residence	116
5.8	Places for Television Watching among the Students by Gender and Residence	117
5.9	Suitable Time for the Students to Access to Newspapers by Gender and Residence	118
5.10	Suitable Time for Magazine Access among the Students by Gender and Residence	119
5.11	Suitable Time for Radio Listening among the Students by Gender and Residence	119
5.12	Suitable Time for Television Watching among the Students by Gender and Residence	120

5.13	Time Span of Newspaper Reading among the Students by Gender and Residence	121
5.14	Time Span of Magazine Reading among the Students by Gender and Residence	121
5.15	Time Span of Radio Listening among the Students by Gender and Residence	122
5.16	Time Span of Television Watching among the Students by Gender and Residence	123
5.17	Newspaper Reading Habit of the Students by Gender and Residence	124
5.18	Magazine Reading Habit of the Students by Gender and Residence	124
5.19	Habit of Radio Listening among the Students by Gender and Residence	125
5.20	Habit of Television Watching among the Students by Gender and Residence	125
5.21	Newspapers Read by Students by Gender and Residence	126
5.22	Magazine Reading Patterns among the Students by Gender and Residence	128
5.23	Radio Stations Most often Listened among the Students by Gender and Residence	129
5.24	Mostly Watched Television Channels among the Students by Gender and Residence	130
5.25	Preferred Contents of Newspapers among the Students by Gender and Residence	132
5.26	Preferred Contents of Magazines among the Students by Gender and Residence	133
5.27	Most Listened Programmes among the Students by Gender and Residence	134
5.28	Purposes of Radio Listening among the Students by Gender and Residence	135
5.29	Purposes of Television Watching among the Students by Gender and Residence	136

5.30	Impact of Newspapers among the Students by Gender and Residence	137
5.31	Impact of Magazines among the Students by Gender and Residence	138
5.32	Impact of Radio Listening among the Students by Gender and Residence	139
5.33	ICT Access by Preference Order of the Students by Gender and Residence	140
5.34	Most Effective ICT in Education among the Students by Gender and Residence	141
6.1	Internet Access Venues among the Students by Gender and Residence	144
6.2	Suitable Time for Internet Access among the Students by Gender and Residence	145
6.3	Daily Time Span of Internet Access among the Students by Gender and Residence	146
6.4	Types of Internet Connectivity among the Students by Gender and Residence	147
6.5	Internet Service Providers for Internet Access among the Students by Gender and Residence	148
6.6	Internet Access of Other Family Members' by Gender and Residence	149
6.7	Place for Internet Learning among the Students by Gender and Residence	150
6.8	Level of Internet Learning among the Students by Gender and Residence	151
6.9	Types of Computing Platform among the Students by Gender and Residence	152
6.10	Types of Web Browsers Used for Internet Surfing among the Students by Gender and Residence	153
6.11	Search Engines Used for Internet Surfing among the Students by Gender and Residence	154
6.12	Social Networking Websites among the Students by Gender and Residence	155

6.13	Place of Internet Use among the Students by Gender and Residence	156
6.14	Suitable Time for Using Internet among the Students by Gender and Residence	157
6.15	Time Span of Using Internet among the Students by Gender and Residence	157
6.16	Length of Experience in Using Internet among the Students by Gender and Residence	158
6.17	Frequency of Using Internet in a Week among the Students by Gender and Residence	159
6.18	Purposes of Using Internet among the Students by Gender and Residence	160
6.19	Educational Purposes of Using Internet among the Students by Gender and Residence	161
6.20	Number of E-mails Sent in a Month among the Students by Gender and Residence	162
6.21	Number of E-mails Received in a Month among the Students by Gender and Residence	162
6.22	Receivers of Students' E-mails by Gender and Residence	163
6.23	Senders of E-mails to Students by Gender and Residence	164
6.24	E-mail ID Accounts of the Students by Gender and Residence	165
6.25	Purposes of Using E-mail among the Students by Gender and Residence	166
6.26	Other Family Members Using Internet by Gender and Residence	166
6.27	Internet Technological Features Considered Indispensable among the Students by Gender and Residence	167
6.28	Mode of Retrieving Information from Internet among the Students by Gender and Residence	168
6.29	Extent of Internet Likeness among the Students by Gender and Residence	169
6.30	Effectiveness of Internet among the Students by Gender and Residence	170

6.31	Level of Comfortability with Internet among the Students by Gender and Residence	171
6.32	Level of Satisfaction with Internet among the Students by Gender and Residence	172
6.33	Students' Opinions on "The use of Internet makes study interesting." by Gender and Residence	172
6.34	Students' Opinions on "I like to search topics from Internet." by Gender and Residence	173
6.35	Students' Opinions on "The quality information is very easy to find on the web." by Gender and Residence	174
6.36	Students' Opinions on "I like to share information and ideas with my friends." by Gender and Residence	174
6.37	Students' Opinions on "Online courses and small-group learning help a lot." by Gender and Residence	175
6.38	Students' Opinions on "Internet allows for effective sharing of experiences." by Gender and Residence	176
6.39	Students' Opinions on "I prefer to choose the specific topics to study within a course." by Gender and Residence	176
6.40	Students' Opinions on "Learning via Internet is acceptable to me." by Gender and Residence	177
6.41	Students' Opinions on "I would like to communicate with my teachers by e-mail." by Gender and Residence	178
6.42	Students' Opinions on "I would like to cooperate on a learning task with people from different regions" by Gender and Residence	178
6.43	Source of Motivation for Using Internet among the Students by Gender and Residence	179
6.44	Impact of Internet on Gender Relations among the Students by Gender and Residence	180
6.45	Advantages of Internet among the Students by Gender and Residence	181
6.46	Disadvantages of Internet in Education among the Students by Gender and Residence	182
6.47	Views of the Students for Solving Problems in Internet Using by Gender and Residence	183

7.1	Types of Mobile Connection among the Students by Gender and Residence	186
7.2	Mobile Service Providers among the Students by Gender and Residence	187
7.3	Access to Mobile Features/ Facilities among the Students by Gender and Residence	188
7.4	Mode of Acquiring Mobile Phone among the Students by Gender and Residence	189
7.5	Number of Incoming Calls on Mobile Phone in a Day among the Students by Gender and Residence	190
7.6	Outgoing Calls from Mobile Phone in a Day among the Students by Gender and Residence	190
7.7	Incoming SMS/MMS on Mobile Phone in a Day among the Students by Gender and Residence	191
7.8	Outgoing SMS/MMS from Mobile Phone in a Day among the Students by Gender and Residence	192
7.9	People Whom the Students Call by Gender and Residence	193
7.10	People Who Call the Students by Gender and Residence	193
7.11	Frequency of Calling in a Day among the Students by Gender and Residence	194
7.12	Frequency of Receiving Calls in a Day among the Students by Gender and Residence	195
7.13	Purpose of Calling among the Students by Gender and Residence	195
7.14	Reasons for Keeping Mobile Phone among the Students by Gender and Residence	196
7.15	Average Mobile Phone Bill in a Month among the Students by Gender and Residence	197
7.16	Persons Making Payment of Mobile Bill among the Students by Gender and Residence	197
7.17	Mobile Phones in Families of the Students by Gender and Residence	198
7.18	Study-Related Incoming Calls in a Day among the Students by Gender and Residence	198

7.19	Study-Related Outgoing Calls in a Day among the Students by Gender and Residence	199
7.20	Study-Related Incoming SMS/MMS in a Day among the Students by Gender and Residence	200
7.21	Study-Related Outgoing SMS/MMS in a Day among the Students by Gender and Residence	200
7.22	Educational Purposes of Mobile Phone among the Students by Gender and Residence	201
7.23	Switch Off timings of Mobile Phone among the Students by Gender and Residence	202
7.24	Silence Mode Timings of Mobile Phone among the Students by Gender and Residence	203
7.25	Extent of Likeness for Mobile Phone among the Students by Gender and Residence	204
7.26	Effectiveness of Mobile Phone among the Students by Gender and Residence	204
7.27	Level of Comfortability with Mobile Phone among the Students by Gender and Residence	205
7.28	Level of Satisfaction with Mobile Phone among the Students by Gender and Residence	206
7.29	Students' Opinions on "Text messages can be useful for communicating and disseminating any information for communication." by Gender and Residence	207
7.30	Students' Opinions on "The mobile Internet facility helps search study materials." by Gender and Residence	207
7.31	Students' Opinions on "The quality information is very easy to find on the WAP." by Gender and Residence	208
7.32	Students' Opinions on "Mobile phone can be used anywhere for learning." by Gender and Residence	209
7.33	Students' Opinions on "Mobile phone is making the m-learning possible." by Gender and Residence	209
7.34	Students' Opinions on "It is making the communication process in a better way." by Gender and Residence	210

7.35	Motivating Factors in Using Features of Mobile Phone among the Students by Gender and Residence	211
7.36	Impact of Mobile Phone on Students by Gender and Residence	212
7.37	Impact of Mobile Phone on Students' Families by Gender and Residence	213
7.38	Impact of Mobile Phone on Gender Relations among the Students by Gender and Residence	214
7.39	Problems in Using Mobile Phone among the Students by Gender and Residence	215
7.40	Usefulness of Mobile Phone in Education among the Students by Gender and Residence	216
8.1	Types of Satellite Television Connection among the Students by Gender and Residence	220
8.2	Satellite Television Providers among the Students by Gender and Residence	221
8.3	Year of Home Installation of Satellite Television among the Students by Gender and Residence	222
8.4	Number of Channels Provided by Satellite Television Channels among the Students by Gender and Residence	223
8.5	Sources of Knowing about Telecast Schedule among the Students by Gender and Residence	224
8.6	Preferred Language for Viewing Programmes among the Students by Gender and Residence	224
8.7	Most Viewed TV Programmes among the Students by Gender and Residence	225
8.8	Most Viewed Educational Satellite TV Channels among the Students by Gender and Residence	226
8.9	Frequency of Watching Educational Programmes on TV among the Students by Gender and Residence	227
8.10	Medium of Instruction in Educational Television Programmes among the Students by Gender and Residence	228
8.11	Language Preference among the Students by Gender and Residence	229

8.12	Content of Programmes Viewed among the Students by Gender and Residence	229
8.13	Types of Topics in Educational Television Programmes among the Students by Gender and Residence	230
8.14	Types of Educational Television Programmes Viewed among the Students by Gender and Residence	231
8.15	Types of Educational Television Problems among the Students by Gender and Residence	232
8.16	Extent of Likeness for Educational Television Programmes among the Students by Gender and Residence	233
8.17	Effectiveness of Educational Television Programmes among the Students by Gender and Residence	233
8.18	Level of Comfortability with Satellite/ Dish TV among the Students by Gender and Residence	234
8.19	Level of Satisfaction with Satellite/ Dish TV among the Students by Gender and Residence	235
8.20	Motivating Factors in Satellite TV Use among the Students by Gender and Residence	236
8.21	Impact of Satellite/ Dish TV among the Students by Gender and Residence	237
8.22	Impacts of Satellite/ Dish TV on Families among the Rural Students by Gender and Residence	238
8.23	Impacts of Satellite/ Dish TV on Neighbourhood Relations by Gender and Residence	238
8.24	Impacts of Satellite/ Dish TV on Gender Relations among the Students by Gender and Residence	239
8.25	Usefulness of Satellite/ Dish TV in Education among the Students by Gender and Residence	240
8.26	Views for Increasing Satellite/ Dish TV Uses among the Students by Gender and Residence	241

MAP 1: INDIA

AFGHANISTAN
PAKISTAN
CHINA
NEPAL
BHUTAN
BANGLADESH
MYANMAR
SRI LANKA
JAMMU & KASHMIR
Srinagar
Jammu
HIMACHAL PRADESH
Shimla
Chandigarh
PUNJAB
Dehradun
UTTARAKHAND
HARYANA
DELHI
Jaipur
RAJASTHAN
UTTAR PRADESH
Lucknow
SIKKIM
Gangtok
Itanagar
ARUNACHAL PRADESH
Dispur
ASOM (ASSAM)
NAGALAND
Kohima
Shillong
MEGHALAYA
Imphal
MANIPUR
Agartala
TRIPURA
Aizawl
MIZORAM
BIHAR
Patna
JHARKHAND
Ranchi
WEST BENGAL
Kolkata
Gandhinagar
GUJARAT
Bhopal
MADHYA PRADESH
DAMAN & DIU
Daman
Silvassa
DADRA & NAGAR HAVELI
Mumbai
MAHARASHTRA
Raipur
CHHATTISGARH
ODISHA (ORISSA)
Bhubaneswar
BAY OF BENGAL
ARABIAN SEA
Hyderabad
ANDHRA PRADESH
Yanam (Puducherry)
Panaji
GOA
KARNATAKA
Bengaluru (Bangalore)
Chennai
PUDUCHERRY (Pondicherry)
Mahe (Puducherry)
Kavaratti
LAKSHADWEEP (INDIA)
TAMIL NADU
Karaikal (Puducherry)
KERALA
Thiruvananthapuram
ANDAMAN & NICOBAR ISLANDS (INDIA)
Port Blair
INDIAN OCEAN

MAP 2: ASSAM

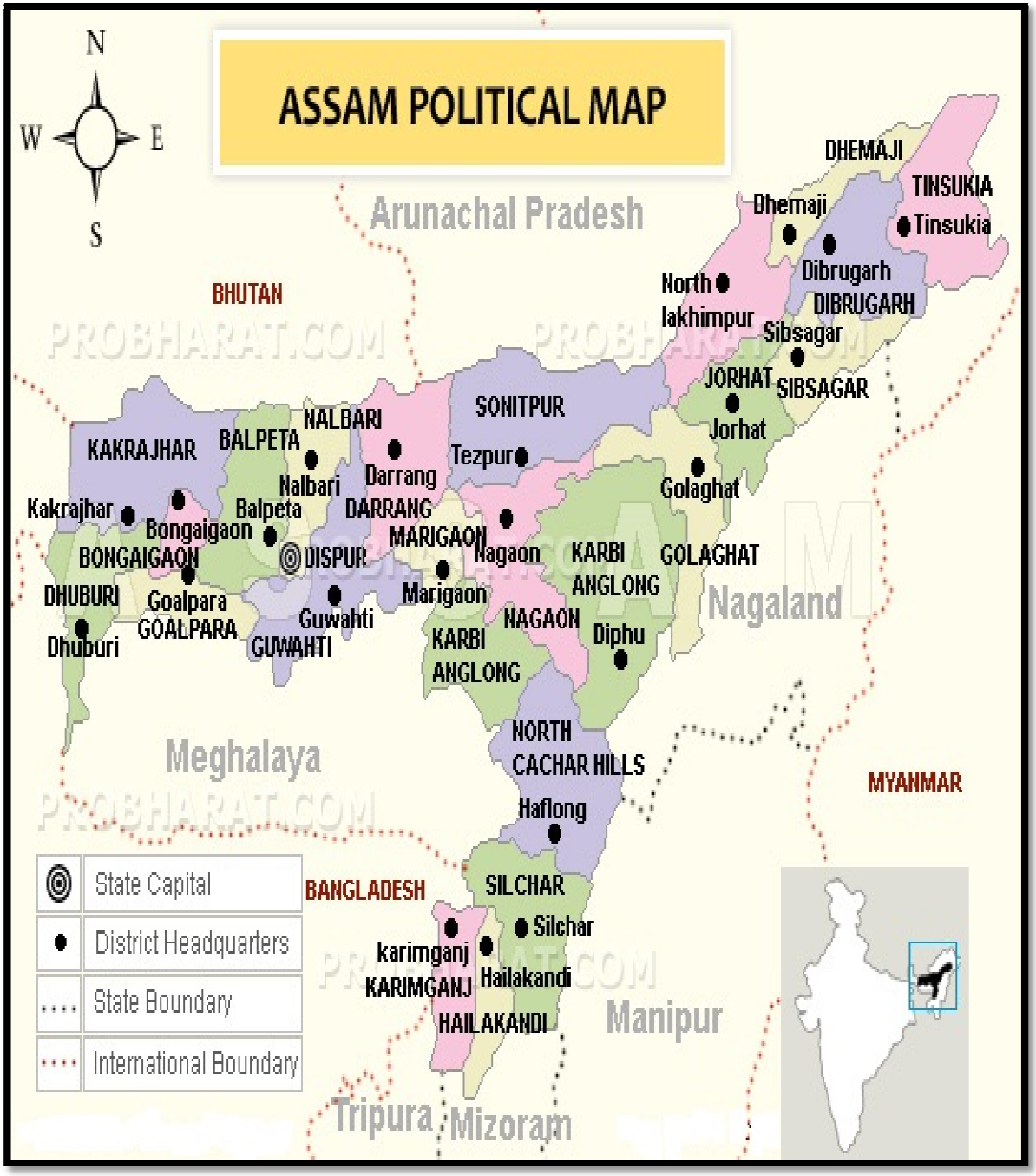
ASSAM POLITICAL MAP
N
W
E
S
Arunachal Pradesh
BHUTAN
DHEMAJI
TINSUKIA
Dhemaji
Tinsukia
Dibrugarh
DIBRUGARH
North
lakhimpur
Sibsagar
JORHAT
SIBSAGAR
Jorhat
SONITPUR
NALBARI
KAKRAJHAR
BALPETA
Tezpur
Nalbari
Darrang
Golaghat
Kakrajhar
Bongaigaon
Balpeta
DARRANG
MARIGAON
Nagaon
KARBI
GOLAGHAT
BONGAIGAON
DISPUR
ANGLONG
DHUBURI
Goalpara
Marigaon
Nagaland
GOALPARA
Guwahti
NAGAON
Dhuburi
GUWAHTI
KARBI
Diphu
ANGLONG
NORTH
CACHAR HILLS
Meghalaya
MYANMAR
Haflong
State Capital
District Headquarters
State Boundary
International Boundary
BANGLADESH
SILCHAR
Silchar
karimganj
Hailakandi
KARIMGANJ
HAILAKANDI
Manipur
Tripura
Mizoram

MAP 3: CACHAR DISTRICT

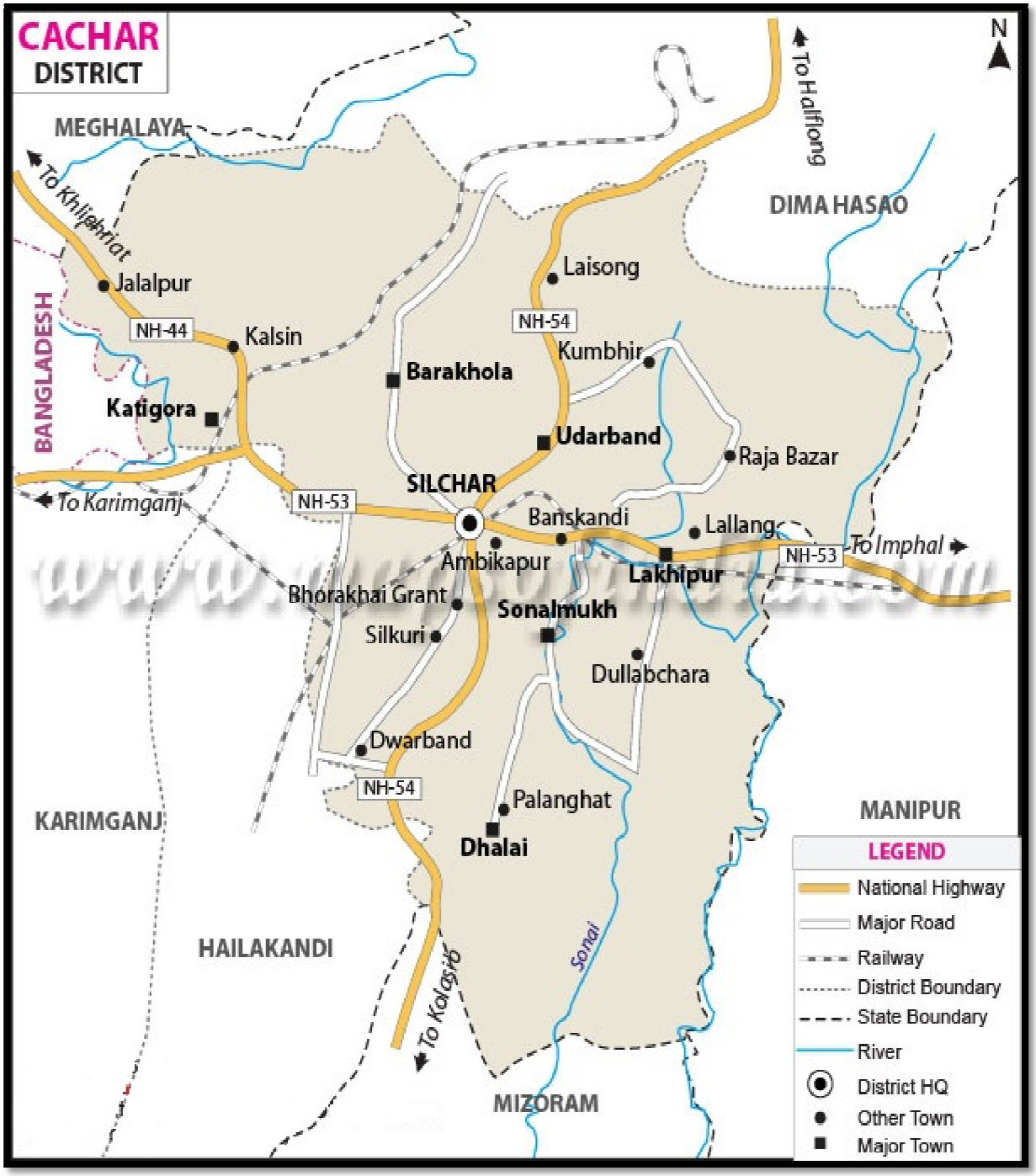

MAP 4: SILCHAR TOWN

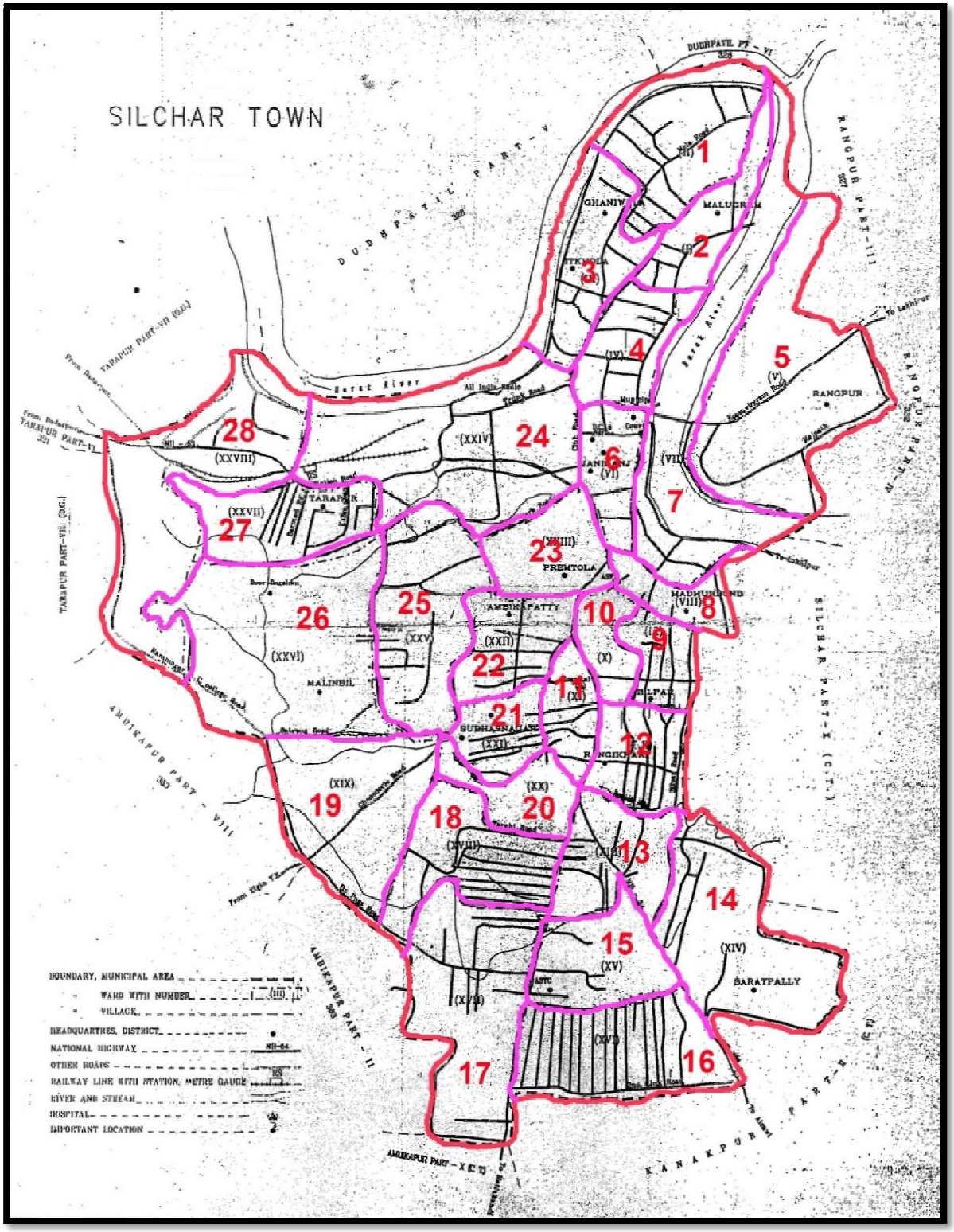

Students are not just using technology differently today, but are approaching their life and their daily activities differently because of the technology.

– NetDay Survey 2004, Conclusions